



WORK BOOK

SUP

MY25



HOW TO CHOOSE THE PERFECT BOARD

JP SUP INFLATABLE RANGE



ALLROUNDAIR
LC | LE3DS | LE | SL

ALL-ROUND – FOR ALL

The AllroundAir was created to cover the widest range of average paddler's needs.

- ✓ the recommendation for the first contact with stand up paddling
- ✓ from absolute beginners to those taking white water runs
- ✓ from amateur surfers to yoga enthusiasts



CRUISAIR
LC | LE3DS | LE | SL

CRUISING, TOURING & FITNESS

The CruisAir is the perfect design for your everyday paddle, touring and fitness.

- ✓ for the more advanced paddler
- ✓ combines stability with speed
- ✓ excellent daily use board for different levels of riders



SPORTSTAIR
CR

FAST & STIFF

With this board, it is finally possible to reach high-performance and pack it into a compact bag!

- ✓ narrow outline, pointy nose, great gliding and stiffness
- ✓ best performance
- ✓ lighter, stronger and stiffer due to new reinforced construction

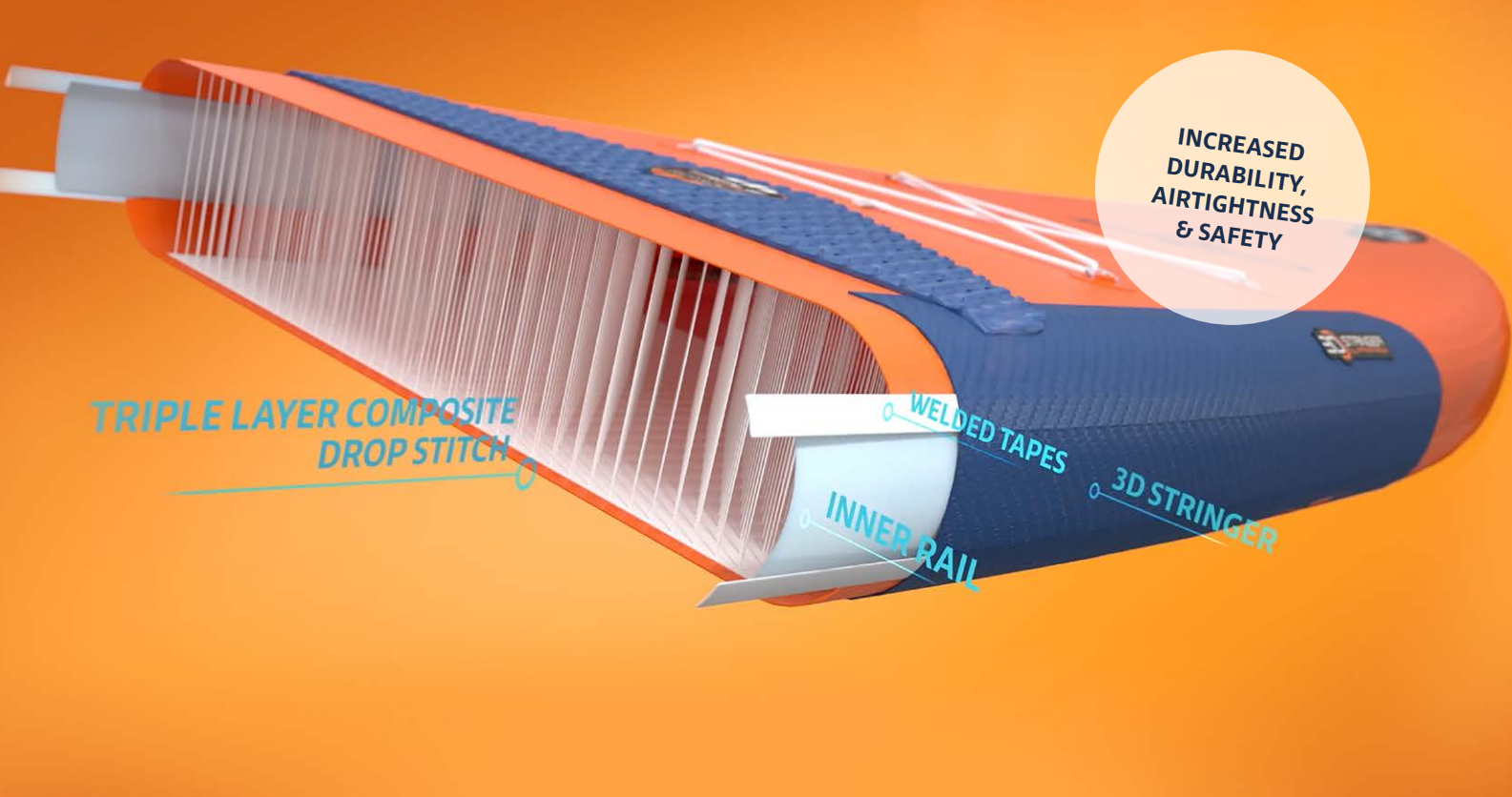


VENUS
LE

GIRL POWER

The two popular sizes from our AllroundAir and CruisAir ranges adapted in shape and design.

- ✓ beautiful and exciting color combination
- ✓ adapted specs to fit the girls' needs
- ✓ perfect for cruising, touring, fitness and yoga




WELDED SEAM TECHNOLOGY




JP-Australia developed the Welded Seam Technology to increase the durability and airtightness of our inflatable boards. The connection between the rail and the drop stitch material is hot-air welded thus creating a very strong mechanical joint that turns these two parts into one. By fusing two different layers together into one part, the welding process makes the board safer and more durable.

THE WELDING PROCESS

- » The first rail layer and the welded tapes are hot-air welded to the drop stitch fabric to ensure a long-lasting mechanical bond.
- » This creates a very strong mechanical joint which turns the rail, the tapes and the drop stitch material into one part.




3D STRINGER TECHNOLOGY



INCREASED STIFFNESS!

The 3D Stringer is the most innovative solution to increase the stiffness of an inflatable board. It connects the deck, rail and bottom into one strong and solid U-beam. This has increased the stiffness of the boards up to 30%. Furthermore, the 3D Stringer increased the glued overlap surface in the high-stress standing area, increasing the safety of the boards.



	NEW SUPERIOR EDITION CR	NEW SUPERIOR EDITION LC	LIGHT EDITION WITH 3D STRINGER LE 3DS	LIGHT EDITION LE	SUPERLIGHT SL
PVC LAYER CONSTRUCTION	Reinforced Woven Dropstitch	Woven Dropstitch	Double Layer Drop Stitch	Double Layer Drop Stitch	Double Layer Drop Stitch
WELDED SEAMS	×	×	×	×	
3D STRINGER FOR INCREASED STIFFNESS			×		
STIFFNESS	● ● ● ● ● ●	● ● ● ● ● ● ●	● ● ● ● ● ● ●	● ● ● ● ● ● ●	● ● ● ● ● ● ●
WEIGHT	🏋️ 🏋️ 🏋️ 🏋️	🏋️ 🏋️ 🏋️ 🏋️ 🏋️	🏋️ 🏋️ 🏋️ 🏋️	🏋️ 🏋️ 🏋️ 🏋️ 🏋️	🏋️ 🏋️ 🏋️ 🏋️
BUDGET	€ € € €	€ € €	€ € €	€ €	€



NEW

ALLROUNDAIR LC

ALL-ROUND – FOR ALL

The AllroundAir was created to cover the widest range of average paddler's needs: from absolute beginners to those taking white water runs; from amateur surfers to yoga enthusiasts.

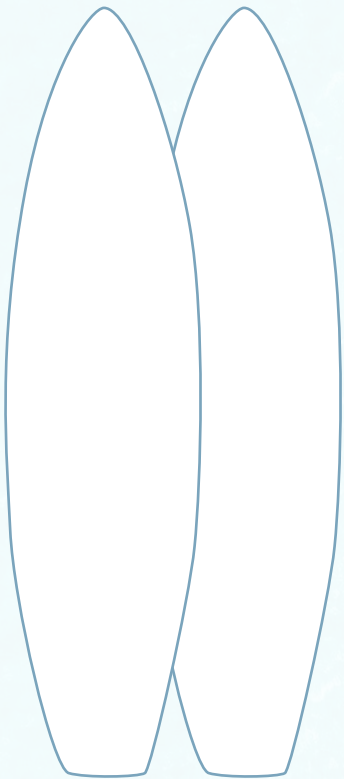
NEW TECHNOLOGY:

The new woven dropstitch technnnology for lighter, stronger and stiffer paddleboards. The woven yarns in the dropstitch give the board its shape and are less flexible than the traditional knitted dropstitch, which gives the board more strength and stiffness. The weight loss is possible due to reduced yarn threads in the woven technology.

INCLUDED:

Comfortable backpack with extra finbag, double action pump, repair kit, 9" fin

WAVE	● ● ● ● ● ●	CONSTRUCTION
TOURING	● ● ● ● ● ●	Welded Seams
SPEED	● ● ● ● ● ●	Woven Drop Stitch
STABILITY	● ● ● ● ● ●	Tail Rail Edge
EXPERIENCE	● ● ● ● ● ●	Comfortable Diamond EVA Pad
		Bungee Straps



SIZE (inch)	TECHNOLOGY	WEIGHT +/- 10 % (kg)	WIDTH (cm)	VOLUME (liter)	LENGTH (cm)	THICKNESS (cm)	FINS	CODE	SRP €*
10'6" x 32" x 6"	LC	tba	81	318	319	15,2	9.0" IM	221129	tba
11'0" x 33" x 6"	LC	tba	84	339	335	15,2	9.0" IM	221129	tba

ALLROUNDAIR LE 3DS

ALL-ROUND – FOR ALL

The AllroundAir was created to cover the widest range of average paddler's needs: from absolute beginners to those taking white water runs; from amateur surfers to yoga enthusiasts.

The pre-laminated double layer Light Edition construction is the ultimate in lightweight inflatable construction. The added 3D Stringer is the most innovative solution to increase the stiffness of an inflatable board.

INCLUDED: Comfortable backpack with extra finbag, double action pump, repair kit, 9" fin

WAVE	● ● ● ● ● ●	CONSTRUCTION
TOURING	● ● ● ● ● ●	Welded Seams
SPEED	● ● ● ● ● ●	3D Stringer
STABILITY	● ● ● ● ● ●	Double Layer Drop Stitch
EXPERIENCE	● ● ● ● ● ●	Tail Rail Edge



TOP SELLER

SIZE (inch)	TECHNOLOGY	WEIGHT +/- 10 % (kg)	WIDTH (cm)	VOLUME (liter)	LENGTH (cm)	THICKNESS (cm)	FINS	CODE	SRP €*
10'6" x 32" x 6"	LE 3DS	8,4	81	318	319	15,2	9.0" IM	221131	649,00
11'0" x 33" x 6"	LE 3DS	8,8	84	339	335	15,2	9.0" IM	221131	749,00
10'6" x 32" x 5"	LE 3DS	8,2	81	256	319	12,7	9.0" IM	221132	649,00

ALLROUNDAIR LE

ALL-ROUND – FOR ALL

The AllroundAir was created to cover the widest range of average paddler's needs: from absolute beginners to those taking white water runs; from amateur surfers to yoga enthusiasts.

The pre-laminated double layer Light Edition construction is the ultimate in lightweight inflatable construction. The machine-pre-laminated two layers of airtight PVC create a durable shell of accurate thickness.

INCLUDED: Comfortable backpack with extra finbag, double action pump, repair kit, 9" fin

WAVE	● ● ● ● ● ●	CONSTRUCTION
TOURING	● ● ● ● ● ●	Welded Seams
SPEED	● ● ● ● ● ●	Double Layer Drop Stitch
STABILITY	● ● ● ● ● ●	Comfortable Diamond EVA Pad
EXPERIENCE	● ● ● ● ● ●	Bungee Straps



SIZE (inch)	TECHNOLOGY	WEIGHT +/- 10 % (kg)	WIDTH (cm)	VOLUME (liter)	LENGTH (cm)	THICKNESS (cm)	FINS	CODE	SRP €*
10'6" x 32" x 6"	LE	8,0	81	318	319	15,2	9.0" IM	221133	499,00
11'0" x 33" x 6"	LE	8,5	84	339	335	15,2	9.0" IM	221133	549,00

ALLROUNDAIR SL

ALL-ROUND – FOR ALL

The AllroundAir was created to cover the widest range of average paddler's needs: from absolute beginners to those taking white water runs; from amateur surfers to yoga enthusiasts.

The SuperLight is the most economical solution for those who are getting into Stand-Up Paddling. More stability for the beginners, more comfort for the families!

INCLUDED: Comfortable backpack, double action pump, repair kit, 9" fin

WAVE	● ● ● ● ● ●	CONSTRUCTION
TOURING	● ● ● ● ● ●	Double Layer Drop Stitch
SPEED	● ● ● ● ● ●	Comfortable Diamond EVA Pad
STABILITY	● ● ● ● ● ●	Bungee Straps
EXPERIENCE	● ● ● ● ● ●	



SIZE (inch)	TECHNOLOGY	WEIGHT +/- 10 % (kg)	WIDTH (cm)	VOLUME (liter)	LENGTH (cm)	THICKNESS (cm)	FINS	CODE	SRP €*
10'6" x 32" x 6"	SL	7,8	81	318	319	15,2	9.0" IM	221134	369,00
11'0" x 33" x 6"	SL	8,2	84	339	335	15,2	9.0" IM	221134	389,00

*All prices in Euro incl. VAT. Subject to modifications. Attention is drawn to the general payment and delivery conditions.

NEW

CRUISAIR LC

CRUISING, TOURING & FITNESS

The CruisAir is the perfect design for your everyday paddle, touring and fitness. The balanced shape outline with a wider tail and narrower outline combines stability with speed. It is an excellent daily use board for different levels of riders.

NEW TECHNOLOGY:

The new woven dropstitch technology for lighter, stronger and stiffer paddleboards. The woven yarns in the dropstitch give the board its shape and are less flexible than the traditional knitted dropstitch, which gives the board more strength and stiffness. The weight loss is possible due to reduced yarn threads in the woven technology.

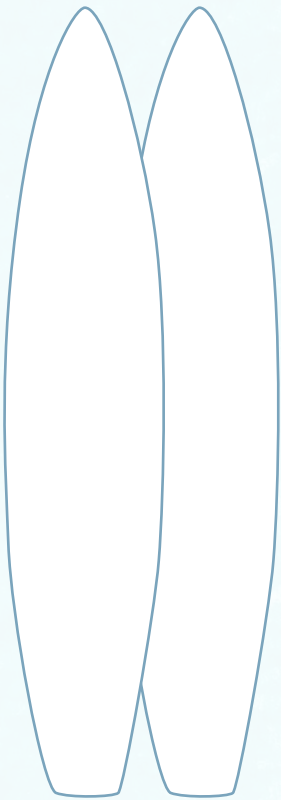
INCLUDED:

Comfortable backpack with extra finbag, double action pump, repair kit, 9" fin

WAVE	●●●●●●
TOURING	●●●●●●
SPEED	●●●●●●
STABILITY	●●●●●●
EXPERIENCE	●●●●●●

CONSTRUCTION

- Welded Seams
- Woven Drop Stitch
- Tail Rail Edge
- Comfortable Diamond EVA Pad
- Bungee Straps



SIZE (inch)	TECHNOLOGY	WEIGHT +/- 10 % (kg)	WIDTH (cm)	VOLUME (liter)	LENGTH (cm)	THICKNESS (cm)	FINS	CODE	SRP €*
11'6" x 30" x 6"	LC	tba	76	311	350	15,2	9.0" IM	221135	tba
12'6" x 31" x 6"	LC	tba	81	333	381	15,2	9.0" IM	221135	tba

CRUISAIR LE 3DS

CRUISING, TOURING & FITNESS

The CruisAir is the perfect design for your everyday paddle, touring and fitness. The balanced shape outline with a wider tail and narrower outline combines stability with speed. It is an excellent daily use board for different levels of riders.

The pre-laminated double layer Light Edition construction is the ultimate in lightweight inflatable construction. The added 3D Stringer is the most innovative solution to increase the stiffness of an inflatable board.

INCLUDED: Comfortable backpack with extra finbag, double action pump, repair kit, 9" fin

WAVE	●●●●●●
TOURING	●●●●●●
SPEED	●●●●●●
STABILITY	●●●●●●
EXPERIENCE	●●●●●●

CONSTRUCTION

- Welded Seams
- 3D Stringer
- Double Layer Drop Stitch
- Tail Rail Edge



SIZE (inch)	TECHNOLOGY	WEIGHT +/- 10 % (kg)	WIDTH (cm)	VOLUME (liter)	LENGTH (cm)	THICKNESS (cm)	FINS	CODE	SRP €*
11'6" x 30" x 6"	LE 3DS	8,6	76	311	350	15,2	9.0" IM	221137	699,00
12'6" x 31" x 6"	LE 3DS	9,4	81	333	381	15,2	9.0" IM	221137	799,00
11'6" x 30" x 5"	LE 3DS	8,5	76	252	350	12,7	9.0" IM	221138	699,00

CRUISAIR LE

CRUISING, TOURING & FITNESS

The CruisAir is the perfect design for your everyday paddle, touring and fitness. The balanced shape outline with a wider tail and narrower outline combines stability with speed. It is an excellent daily use board for different levels of riders.

The pre-laminated double layer Light Edition construction is the ultimate in lightweight inflatable construction. The machine-pre-laminated two layers of airtight PVC create a durable shell of accurate thickness.

INCLUDED: Comfortable backpack with extra finbag, double action pump, repair kit, 9" fin

WAVE	●●●●●●
TOURING	●●●●●●
SPEED	●●●●●●
STABILITY	●●●●●●
EXPERIENCE	●●●●●●

CONSTRUCTION

- Welded Seams
- Double Layer Drop Stitch
- Comfortable Diamond EVA Pad
- Bungee Straps



TOP SELLER

SIZE (inch)	TECHNOLOGY	WEIGHT +/- 10 % (kg)	WIDTH (cm)	VOLUME (liter)	LENGTH (cm)	THICKNESS (cm)	FINS	CODE	SRP €*
11'6" x 30" x 6"	LE	8,2	76	311	350	15,2	9.0" IM	221139	599,00
12'6" x 31" x 6"	LE	9,0	81	333	381	15,2	9.0" IM	221139	699,00

CRUISAIR SL

CRUISING, TOURING & FITNESS

The CruisAir is the perfect design for your everyday paddle, touring and fitness. The balanced shape outline with a wider tail and narrower outline combines stability with speed. It is an excellent daily use board for different levels of riders.

The SuperLight is the most economical solution for those who are getting into Stand-Up Paddling. More stability for the beginners, more comfort for the families!

INCLUDED: Comfortable backpack, double action pump, repair kit, 9" fin

WAVE	●●●●●●
TOURING	●●●●●●
SPEED	●●●●●●
STABILITY	●●●●●●
EXPERIENCE	●●●●●●

CONSTRUCTION

- Double Layer Drop Stitch
- Comfortable Diamond EVA Pad
- Bungee Straps



SIZE (inch)	TECHNOLOGY	WEIGHT +/- 10 % (kg)	WIDTH (cm)	VOLUME (liter)	LENGTH (cm)	THICKNESS (cm)	FINS	CODE	SRP €*
11'6" x 30" x 6"	SL	8,0	76	311	350	15,2	9.0" IM	221140	399,00
12'6" x 31" x 6"	SL	8,7	81	333	381	15,2	9.0" IM	221140	449,00

*All prices in Euro incl. VAT. Subject to modifications. Attention is drawn to the general payment and delivery conditions.

NEW

SPORTSTAIR CR

FAST & STIFF

The secret of a fast board lies in the narrow outline, pointy nose, great gliding and stiffness. These principles were applied to the SportstAir to make it the fastest i-SUP available. Recently the SportstAir line was totally renewed and delivers even better performance. Its shape - with an outline developed by Werner Gnigler - has a thinner nose to allow better gliding after each stroke. With this board, it is finally possible to reach high-performance and pack it into a compact bag!

NEW TECHNOLOGY:

The new reinforced woven dropstitch technnology for lighter, stronger and stiffer paddleboards. The woven yarns in the dropstitch give the board its shape and are less flexible than the traditional knitted dropstitch, which gives the board more strength and stiffness. The weight loss is possible due to reduced yarn threads in the woven technology.

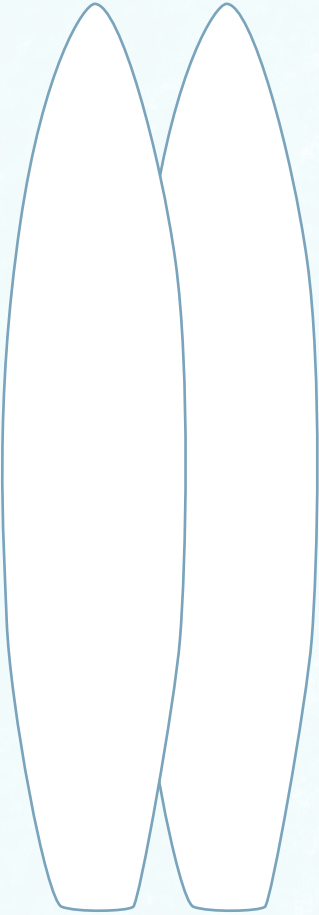
INCLUDED:

Comfortable backpack with extra finbag, double action pump, repair kit, 9" & 10" fin

WAVE	●●●●●●
TOURING	●●●●●●
SPEED	●●●●●●
STABILITY	●●●●●●
EXPERIENCE	●●●●●●

CONSTRUCTION

- Welded Seams
- Woven Drop Stitch
- Reinforced Double Layer Dropstitch
- Tail Rail Edge
- Comfortable Diamond EVA Pad
- Bungee Straps



SIZE (inch)	TECHNOLOGY	WEIGHT +/- 10 % (kg)	WIDTH (cm)	VOLUME (liter)	LENGTH (cm)	THICKNESS (cm)	FINS	CODE	SRP €*
12'6" x 29" x 6"	CR	tba	tba	tba	381	15,2	10.0" IM	221141	tba
14'0" x 30" x 6"	CR	tba	76	377	426	15,2	10.0" IM	221144	tba

WINDSUPAIR LE

SAILING & PADDLING

We introduced the JP windsurfing DNA to the most versatile shapes in the line and created this model. With this combination, we created the magic formula: Windsurf + SUP + inflatable = WindsupAIR. The JP-Australia fans have chosen WindsupAIR as one of their all-time favorite products.

The pre-laminated double layer Light Edition construction is the ultimate in lightweight inflatable construction. The machine-pre-laminated two layers of airtight PVC create a durable shell of accurate thickness.

INCLUDED: Comfortable backpack with extra finbag, double action pump, repair kit, 9" & 10" fin

WAVE	●●●●●●
TOURING	●●●●●●
SPEED	●●●●●●
STABILITY	●●●●●●
EXPERIENCE	●●●●●●

CONSTRUCTION

- Welded Seams
- Double Layer Drop Stitch
- Comfortable Diamond EVA Pad
- Bungee Straps
- Windsurf Option

SIZE (inch)	TECHNOLOGY	WEIGHT +/- 10 % (kg)	WIDTH (cm)	VOLUME (liter)	LENGTH (cm)	THICKNESS (cm)	FINS	CODE	SRP €*
10'6" x 32" x 6"	LE	8,7	81	318	319	15,2	9.0" IM + 10.0" IM	221146	699,00
11'0" x 34" x 6"	LE	9,2	87	353	335	15,2	9.0" IM + 10.0" IM	221146	749,00



WINDSUPAIR SL

SAILING & PADDLING

We introduced the JP windsurfing DNA to the most versatile shapes in the line and created this model. With this combination, we created the magic formula: Windsurf + SUP + inflatable = WindsupAIR. The JP-Australia fans have chosen WindsupAIR as one of their all-time favorite products.

The SuperLight is the most economical solution for those who are getting into Stand-Up Paddling. More stability for the beginners, more comfort for the families!

INCLUDED: Comfortable backpack, double action pump, repair kit, 9" & 10" fin

WAVE	●●●●●●
TOURING	●●●●●●
SPEED	●●●●●●
STABILITY	●●●●●●
EXPERIENCE	●●●●●●

CONSTRUCTION

- Double Layer Drop Stitch
- Comfortable Diamond EVA Pad
- Bungee Straps
- Windsurf Option

SIZE (inch)	TECHNOLOGY	WEIGHT +/- 10 % (kg)	WIDTH (cm)	VOLUME (liter)	LENGTH (cm)	THICKNESS (cm)	FINS	CODE	SRP €*
11'0" x 34" x 6"	SL	8,8	87	353	335	15,2	9.0" IM + 10.0" IM	221147	499,00



VENUS LE WOMAN

GIRL POWER

Originated from two popular sizes from our AllroundAir and CrusAir ranges, the Venus line comes in a beautiful and exciting color combination. These boards are perfect for cruising, touring, fitness and yoga. They provide all that is needed for a great time on the water.

The pre-laminated double layer Light Edition construction is the ultimate in lightweight inflatable construction. The machine-pre-laminated two layers of airtight PVC create a durable shell of accurate thickness.

INCLUDED: Comfortable backpack with extra finbag, double action pump, repair kit, 9" fin

WAVE	● ● ● ● ● ●	CONSTRUCTION Welded Seams Double Layer Drop Stitch Comfortable Diamond EVA Pad Bungee Straps
TOURING	● ● ● ● ● ●	
SPEED	● ● ● ● ● ●	
STABILITY	● ● ● ● ● ●	
EXPERIENCE	● ● ● ● ● ●	



SIZE (inch)	TECHNOLOGY	WEIGHT +/- 10 % (kg)	WIDTH (cm)	VOLUME (liter)	LENGTH (cm)	THICKNESS (cm)	FINS	CODE	SRP €*
10'6" x 32" x 5"	LE (AllroundAir)	7,9	81	256	319	12,7	9.0" IM	221149	499,00
11'6" x 30" x 5"	LE (CrusAir)	8,2	76	252	350	12,7	9.0" IM	221149	549,00

NEW

MONSTAIR CR

THE MONSTER IS BACK IN TOWN

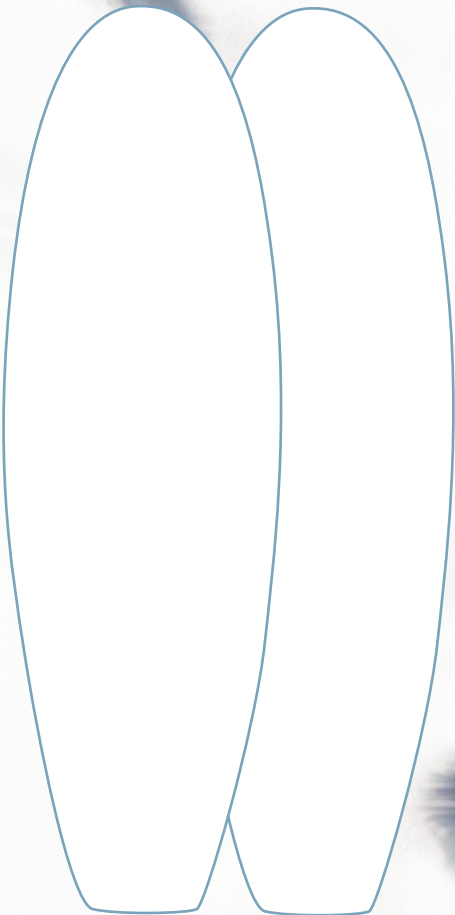
Our team board appears again as huge as usual! With 17' of length and 65" of width, this board was redesigned with the new SLCR construction to have the highest standard in the most fun board of the SUP range. Call your friends and family, pets are also welcome! Fun times wait ahead with this gentle beast. Windsurf tandem blasting, teaching, paddling river tours, or just using it as your own private island!

NEW TECHNOLOGY:

The new reinforced woven dropstitch technnnology for lighter, stronger and stiffer paddleboards. The woven yarns in the dropstitch give the board its shape and are less flexible than the traditional knitted dropstitch, which gives the board more strength and stiffness. The weight loss is possible due to reduced yarn threads in the woven technology.

INCLUDED: 4x 10" fins, 2x Double Action Pump, 1x bag.

WAVE	● ● ● ● ● ●	CONSTRUCTION Welded Seams Woven Drop Stitch Reinforced Double Layer Dropstitch Tail Rail Edge Comfortable Diamond EVA Pad 2x Windsurf Mastplugs 10x Carrying Handles and 2 Valves
TOURING	● ● ● ● ● ●	
SPEED	● ● ● ● ● ●	
STABILITY	● ● ● ● ● ●	
EXPERIENCE	● ● ● ● ● ●	



SIZE (inch)	TECHNOLOGY	WEIGHT +/- 10 % (kg)	WIDTH (cm)	VOLUME (liter)	LENGTH (cm)	THICKNESS (cm)	FINS	CODE	SRP €*
17'0" x 65" x 6"	CR	tba	165	1100	518	15,2	4x 10.0" IM	221156	tba

YOUNG GUN AIR SL KIDS

THE SMALLER SUP FOR YOUNG GUN FUN

Same proven outline from the AllroundAir line scaled down to the proper size for the kids. The width of the kids shoulders require a narrower board so that they can maintain a straight line paddling. With a very wide board they will inevitably paddle too wide around and consequently have to change paddle side too often. Comes with a bungee cord in the front.

WAVE	● ● ● ● ● ●
TOURING	● ● ● ● ● ●
SPEED	● ● ● ● ● ●
STABILITY	● ● ● ● ● ●
EXPERIENCE	● ● ● ● ● ●



SIZE (inch)	TECHNOLOGY	WEIGHT +/- 10 % (kg)	WIDTH (cm)	VOLUME (liter)	LENGTH (cm)	THICKNESS (cm)	FINS	CODE	SRP €*
9'0" x 26" x 5"	SL	5,6	66	177	274	13	9.0" IM	221155	349,00



*All prices in Euro incl. VAT. Subject to modifications. Attention is drawn to the general payment and delivery conditions.

ALLROUNDAIR LE
PACKAGE

PACKAGE INCLUDES

SUP Board, Paddle, Pump, Bag, Repair-Kit



BOARD	PADDLE	CODE	SRP €*
AllroundAir LE 10'6" x 32" x 6"	Glass/Nylon 88 3-pc	221162	529,00
AllroundAir LE 11'0" x 33" x 6"	Glass/Nylon 88 3-pc	221167	579,00

CRUISAIR SL
PACKAGE

PACKAGE INCLUDES

SUP Board, Paddle, Pump, Bag, Repair-Kit



BOARD	PADDLE	CODE	SRP €*
CruisAir SL 11'6" x 30" x 6"	Glass/Nylon 88 3-pc	221165	429,00
CruisAir SL 12'6" x 31" x 6"	Glass/Nylon 88 3-pc	221166	479,00

ALLROUNDAIR SL
PACKAGE

PACKAGE INCLUDES

SUP Board, Paddle, Pump, Bag, Repair-Kit



PACKAGE	BOARD	PADDLE	CODE	SRP €*
Option 1	Allround SL 10'6" x 32" x 6"	Glass/Nylon 88 3-pc	221160	399,00
Option 1	Allround SL 11'0" x 33" x 6"	Glass/Nylon 88 3-pc	221164	419,00
Option 2	Allround SL 10'6" x 32" x 6"	Alu/Nylon 88 3-pc	221168	379,00
Option 2	Allround SL 11'0" x 33" x 6"	Alu/Nylon 88 3-pc	221169	399,00

YOUNG GUNAIR SL
KIDS
PACKAGE

PACKAGE INCLUDES

SUP Board, Paddle, Pump, Bag, Repair-Kit



BOARD	PADDLE	CODE	SRP €*
Young Gun Air SL 9'0	Glass PE 75 small 2-pc	221163	369,00

SURF PRO

TOP TO BOTTOM PERFECTION

The JP-Australia Surf range is designed for the "no-compromise", top to bottom performance in the proper surf conditions for riders of all sizes. The whole Surf line has unique features: single to double concave flowing into a V tail, pulled in nose and tail, progressive rocker line and thin rails. Its pure performance-oriented layup makes the Surf the best choice for the perfectionist wave riders.

WAVE	●●●●●●
SPEED	●●●●●●
TOURING	●●●●●●
PERFORMANCE	●●●●●●
EASE & COMFORT	●●●●●●

CONSTRUCTION

Thruster Fin Set
FCS Plugs for various fin positions
Center fin boxes allow 2 slightly different fin positions



SIZE (inch)	TECHNOLOGY	WEIGHT +/- 10 % (kg)	WIDTH (cm)	VOLUME (liter)	LENGTH (cm)	THICKNESS (cm)	BOX	CODE	SRP €*
7'2" x 25"	Pro	5,3	64	82	219	10,6	Center R7 + 2x R5	221107	1.899,00
7'6" x 27"	Pro	5,7	69	92	229	10,2		221107	1.949,00
8'1" x 28"	Pro	6,1	71	103	246	10,6		221107	1.999,00
8'6" x 29"	Pro	6,5	74	113	259	10,6	Center R7 + 2x R7	221107	2.049,00
8'10" x 30"	Pro	7,0	77	128	270	10,9		221107	2.099,00

SURFPLUS PRO

EASY WAVE PERFORMANCE

Surfplus are all new designs equipped with all features of a modern wave shape. The plus stands for extra width and stability improving the success rate of riding waves tremendously no matter how demanding the conditions are without sacrificing radical performance.

WAVE	●●●●●●
SPEED	●●●●●●
TOURING	●●●●●●
PERFORMANCE	●●●●●●
EASE & COMFORT	●●●●●●

CONSTRUCTION

Thruster Fin Set
FCS Plugs for various fin positions
Center fin boxes allow 2 slightly different fin positions



SIZE (inch)	TECHNOLOGY	WEIGHT +/- 10 % (kg)	WIDTH (cm)	VOLUME (liter)	LENGTH (cm)	THICKNESS (cm)	BOX	CODE	SRP €*
8'3" x 30.5"	Pro	7,2 (Est.)	77,5	125	251,5	11,2	2x Thruster R5 + 2x Thruster R7	221108	2.099,00
8'6" x 31.5"	Pro	7,7 (Est.)	80	135	259,3	11,7		221108	2.149,00

FOIL SLATE IPR

LIGHTNING FAST AND FLYING HIGH

The Foil Slate is a top choice of the riders and the most flexible board in the market at the same time! Werner Gnigler created this great shape for those who wanted to have an all-in-one water sports board. Please note: SUP Foil, SUP Surf Foil, SUP Downwind Foil, Wing Foil, Windsurf Foil, SUP Surf, SUP, Wing Surf and who knows what else can be tried with the Foil Slate!
The Foil Slate is available in our IPR technology which means, the Innegra Parabolic Rail works as a stringer around the whole shape, adding extra stiffness to the board. Using this version of the Foil Slate range you get the best cost/benefit ratio.

WAVE	●●●●●●
FREESTYLE	●●●●●●
FREERIDE	●●●●●●
PERFORMANCE	●●●●●●
EASE & COMFORT	●●●●●●

CONSTRUCTION

Awarded as „SUP Paddlesports of the Year 2020“ Product
Stable, fast, reactive
Bottom shape features a V entry that flows into a deep single concave ending with a subtle V
Two long US track boxes
Traditional 3 finbox set for Stand-Up-Paddling



SIZE (inch)	TECHNOLOGY	WEIGHT +/- 10 % (kg)	WIDTH (cm)	VOLUME (liter)	LENGTH (cm)	THICKNESS (cm)	BOX	CODE	SRP €*
7'8" x 29"	IPR	8,5	74	112	236	10,6	R7 + 2x Thruster R7	221105	1.499,00
8'2" x 30"	IPR	8,9	76	128	249	11,3	R7 + 2x Thruster R7	221105	1.549,00
8'10" x 31"	IPR	10,2	79	145	269	11,5	R7 + 2x Thruster R7	221105	1.599,00

FUSION WOOD & SOFT DECK

THEY LOVE THE WAVES

The combination of a surfboard outline, subtly curved rocker line and generous volume thinned out on the rails through a step deck is a winning concept that fuses glide and stability with great surfing characteristics. The bottom shapes feature concaves throughout running into a V towards the tail. The V in the tail helps to rail up when going down a wave. The nose creates efficient lift and the thinned out rails produce good bite during turns.

WAVE	●●●●●●
SPEED	●●●●●●
TOURING	●●●●●●
PERFORMANCE	●●●●●●
EASE & COMFORT	●●●●●●

CONSTRUCTION

Bottom shape features concaves throughout running into a V towards the tail
Nose creates efficient lift
Thinned out rails produce good bite during turns



SIZE (inch)	TECHNOLOGY	WEIGHT +/- 10 % (kg)	WIDTH (cm)	VOLUME (liter)	LENGTH (cm)	THICKNESS (cm)	BOX	CODE	SRP €*
9'2"x30.5"	Wood	9,2	77	139	279	10,2	RTM Stand-Up 6.5" + 2x FCS M5	22111	1.649,00
9'8"x31"	Wood	10,0	80	152	294	10,6		22111	1.699,00
10'2"x32"	Wood	10,8	82	170	311	10,3	RTM Stand-UP 8" + 2x FCS M7	22111	1.749,00
10'8"x34"	Wood	11,7	87	193	325	10,9		22111	1.799,00
10'2" x 32"	Soft Deck	12	81	170	311	10,3	IM Stand-UP 9.0"	221111	1.349,00
10'8" x 34"	Soft Deck	13	87	193	325	10,9		221111	1.449,00

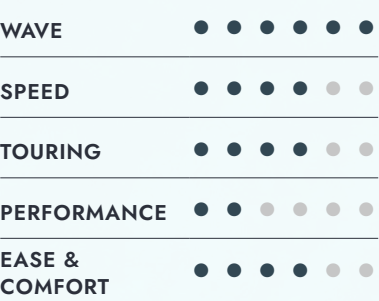
*All prices in Euro incl. VAT. Subject to modifications. Attention is drawn to the general payment and delivery conditions.

LONGBOARD PRO

CLASSIC PERFORMANCE

The Longboard line is full-on surf performance-oriented. All four sizes feature a very subtle step deck and a nicely pulled in tail. The narrow tail, in combination with a V, makes them very loose and responsive. A flat deck curve gives the rider confidence when paddling and the stability needed to cross the breaking waves. The smooth bottom curve provides good glide and, in combination with the increasing tail kick, easy rail to rail transition.

The Longboards have an amazing range of use. They work great for beginners to experts, from first paddle strokes to hanging ten!



CONSTRUCTION

- Subtle step deck and pulled in tail
- Flat deck curve
- Smooth bottom curve



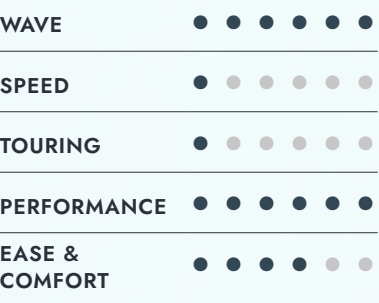
SIZE (inch)	TECHNOLOGY	WEIGHT +/- 10 % (kg)	WIDTH (cm)	VOLUME (liter)	LENGTH (cm)	THICKNESS (cm)	US BOX	CODE	SRP €*
9'4" x 27"	PRO	9,3	68,7	110	284,5	9,3	StandUp 6,5" US RTM + 2x Thruster R5	221113	2.099,00

LONGBOARD WOOD

CLASSIC PERFORMANCE

The Longboard line is full-on surf performance-oriented. All four sizes feature a very subtle step deck and a nicely pulled in tail. The narrow tail, in combination with a V, makes them very loose and responsive. A flat deck curve gives the rider confidence when paddling and the stability needed to cross the breaking waves. The smooth bottom curve provides good glide and, in combination with the increasing tail kick, easy rail to rail transition.

The Longboards have an amazing range of use. They work great for beginners to experts, from first paddle strokes to hanging ten!



CONSTRUCTION

- Thruster Fin Set
- FCS Plugs for various fin positions
- Center fin boxes allow 2 slightly different fin positions
- JP's Wood Edition



SIZE (inch)	TECHNOLOGY	WEIGHT +/- 10 % (kg)	WIDTH (cm)	VOLUME (liter)	LENGTH (cm)	THICKNESS (cm)	US BOX	CODE	SRP €*
9'6"x28"	Wood Edition	8,8	71	130	290	9,9	StandUp 6,5" US RTM + 2x Thruster R5	221113	1.649,00
10'0"x29"	Wood Edition	9,5	74	149	305	10,8	StandUp 8,0" US RTM + 2x Thruster R3	221113	1.699,00
10'6"x30"	Wood Edition	10,3	76	160	319	10,8	StandUp 8,0" US RTM + 2x Thruster R3	221113	1.749,00
11'6"x31"	Wood Edition	11,9	79	209	350	10,8	StandUp 9,0" US RTM	221113	1.799,00

HYBRID WOOD

TOUR & SURF

The subtle displacement bow flowing into a double concave bottom with soft thin rails and narrow tail provides a combination of good glide, stability and solid surfing characteristic. The Hybrids feature a long efficient water line offering a superior paddling sensation on flat water with the longboard type of tail for easy rail to rail transfers in the surf.

Take the Hybrid for a tour or a downwind run and check out the waves on your way back. Bring along your necessities under the bungee tie downs for a great day on the water.



CONSTRUCTION

- Subtle displacement bow flowing into a double concave bottom
- Soft thin rails and a narrow tail for a good glide, stability and solid surfing
- Long efficient water line

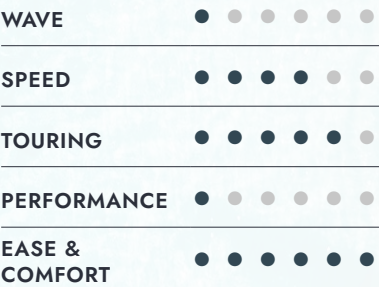


SIZE (inch)	TECHNOLOGY	WEIGHT +/- 10 % (kg)	WIDTH (cm)	VOLUME (liter)	LENGTH (cm)	THICKNESS (cm)	US BOX	CODE	SRP €*
10'8"x 31"	Wood Edition	11,2	79	191	323	12,7	StandUp 9,0" US RTM	221115	1.649,00
11'6"x 32"	Wood Edition	11,7	82	212	350	12,7	StandUp 9,0" US RTM	221115	1.749,00

OUTBACK AST

RUNNING SILENT

The super stable parallel outline and the sharp displacement bow ensure an effortless and silent glide. Apart from standard fittings like multiple bungee tie downs, FCS nose plugs for GoPro or the JP standard windsurfing option, the Outback comes with cooler tie-down inserts, inserts for the JP Fishing Rack (sold separately) and a very special and unique storage system: the Light Capsule! Discover the new worlds with the amazing night paddling feature of the Outbacks! The Light Capsule has a transparent bottom that lets you put in a flashlight of your choice for an amazing night paddling sensation! You can, of course, use it to store car keys, your favorite drink or even tackle bait. The boards feature the fully padded nose for a comfortable ride of your kid or your dog. Paddle out and kick back - the Outback!



CONSTRUCTION

- Thruster Fin Set
- FCS Plugs for various fin positions
- Center fin boxes allow 2 slightly different fin positions



SIZE (inch)	TECHNOLOGY	WEIGHT +/- 10 % (kg)	WIDTH (cm)	VOLUME (liter)	LENGTH (cm)	THICKNESS (cm)	US BOX	CODE	SRP €*
12'0" x 32.5	AST	16.5 (est)	83	295	365	17,4	Race 8,4" US RTM	221117	1.949,00

*All prices in Euro incl. VAT. Subject to modifications. Attention is drawn to the general payment and delivery conditions.

GT-S CARBON

FAST TOURER AND GREAT CRUISER

The GT-S is the pinnacle of our flatwater touring range development! Think „ease of use“ at no cost to speed. The narrow nose outline slices through the water effortlessly making way for the wide and parallel midsection to carry that glide all the way through the stable tail. The idea is to be able to enjoy the view on SUP tours while gliding at an average Race SUP speed. You don't want to feel cramped on a super narrow race board afraid you'll take a dive if you take a look around you.

Big bungee deck area with subtle cockpit will take care of all the gear you can possible need for a great tour. 6 additional bungee tie downs at the tail. You can pack gear for multi day tours with no problem!

WAVE	●●●●●●
SPEED	●●●●●●
TOURING	●●●●●●
PERFORMANCE	●●●●●●
EASE & COMFORT	●●●●●●

CONSTRUCTION
Touring board for flatwater
Wider tail
Stability
Perfect for lakes



SIZE (inch)	TECHNOLOGY	WEIGHT +/- 6 % (kg)	WIDTH (cm)	VOLUME (liter)	LENGTH (cm)	THICKNESS (cm)	US BOX	CODE	SRP €*
12'6" x 29"	CARBON	12,8	74	287	381	20,3	Race 8,4" US RTM	221121	2.599,00
14'0" x 29"	CARBON	13,8	74	309	426	19,6	Race 8,4" US RTM	221121	2.699,00

ALLWATER GT BIAX

THE ALLROUND GRAND TOURER

The GT came to life after we developed the Allwater Race boards. When we realized how stable, fast and easy to paddle this shape was we immediately knew that we found the ideal formula for a performance-oriented tourer. The main strong points of this magic shape are; high volume in the nose and the tail area for lift and stability in all conditions, wide square tail and the concave bottom for ultimate in stability and water line efficiency.

WAVE	●●●●●●
SPEED	●●●●●●
TOURING	●●●●●●
PERFORMANCE	●●●●●●
EASE & COMFORT	●●●●●●

CONSTRUCTION
Race shape-based
Allwater touring board
Performance oriented
Wide tail
Stability



SIZE (inch)	TECHNOLOGY	WEIGHT +/- 10 % (kg)	WIDTH (cm)	VOLUME (liter)	LENGTH (cm)	THICKNESS (cm)	US BOX	CODE	SRP €*
12'6" x 28.5"	BIAX	14,6	72,4	322	381	25	Race 8,4" US RTM	221119	1.699,00
14'0" x 27.5"	BIAX	15,3	70	343	426	25	Race 8,4" US RTM	221119	1.799,00

GT-S BIAX

FAST TOURER AND GREAT CRUISER

The GT-S is the pinnacle of our flatwater touring range development! Think „ease of use“ at no cost to speed. The narrow nose outline slices through the water effortlessly making way for the wide and parallel midsection to carry that glide all the way through the stable tail. The idea is to be able to enjoy the view on SUP tours while gliding at an average Race SUP speed. You don't want to feel cramped on a super narrow race board afraid you'll take a dive if you take a look around you.

Big bungee deck area with subtle cockpit will take care of all the gear you can possible need for a great tour. 6 additional bungee tie downs at the tail. You can pack gear for multi day tours with no problem!

WAVE	●●●●●●
SPEED	●●●●●●
TOURING	●●●●●●
PERFORMANCE	●●●●●●
EASE & COMFORT	●●●●●●

CONSTRUCTION
Touring board for flatwater
Wider tail
Stability
Perfect for lakes



SIZE (inch)	TECHNOLOGY	WEIGHT +/- 10 % (kg)	WIDTH (cm)	VOLUME (liter)	LENGTH (cm)	THICKNESS (cm)	US BOX	CODE	SRP €*
12'6" x 29"	BIAX	14,6	74	287	381	20,3	Race 8,4" US RTM	221121	1.699,00
14'0" x 29"	BIAX	16,0	74	309	426	19,6	Race 8,4" US RTM	221121	1.799,00



*All prices in Euro incl. VAT. Subject to modifications. Attention is drawn to the general payment and delivery conditions.

CARBON PRO

100% Pre-preg Carbon, CNC shaped high density PVC core blade! 100% Pre-preg Carbon shaft! This is the only way to achieve lowest weight, quickest response and ultimate performance. The concave V blades are powerful and super stable, offered in 83 in², 90 in² and the newest 77 in². They feature a generous ABS edge for the protection of your board and the blade. The handles are made of 100% Carbon. The Cut-To-Length Carbon handle is covered with comfortable EVA.



MODEL	SHAFT LENGTH	BLADE	BLADE SIZE in²	BLADE MATERIAL	SHAFT MATERIAL	CODE	SRP €*
1-piece "Cut-to-length"	< 215 cm	JP Concave V blade	77	100% Carbon	100% Pre-preg Carbon	201160	389,00
	< 217 cm	JP Concave V blade	83	100% Carbon	100% Pre-preg Carbon	201160	389,00
	< 219 cm	JP Concave V blade	90	100% Carbon	100% Pre-preg Carbon	201160	389,00
2-piece adjustable	158 - 213 cm	JP Concave V blade	77	100% Carbon	100% Pre-preg Carbon	201161	399,00
	160 - 215 cm	JP Concave V blade	83	100% Carbon	100% Pre-preg Carbon	201161	399,00
	162 - 217 cm	JP Concave V blade	90	100% Carbon	100% Pre-preg Carbon	201161	399,00
3-piece adjustable	167 - 213 cm	JP Concave V blade	77	100% Carbon	100% Pre-preg Carbon	201162	419,00
	169 - 215 cm	JP Concave V blade	83	100% Carbon	100% Pre-preg Carbon	201162	419,00
	171 - 217 cm	JP Concave V blade	90	100% Carbon	100% Pre-preg Carbon	201162	419,00

CARBON GLASS

The Carbon blade in combination with a Pre-preg fiberglass shaft provides very good performance at a great price. The stringer inside the "Y" blade creates stiffness. The matte finish on the shaft provides good grip. Comes with a 100% carbon slotted extension and handle.



MODEL	SHAFT LENGTH	BLADE	BLADE SIZE in²	BLADE MATERIAL	SHAFT MATERIAL	CODE	SRP €*
2-piece adjustable	160 - 215 cm	Y dihedral blade	83	100% Carbon	Fiberglass	201169	199,00
	162 - 217 cm	Y dihedral blade	90	100% Carbon	Fiberglass	201169	199,00
3-piece adjustable	169 - 215 cm	Y dihedral blade	83	100% Carbon	Fiberglass	201170	219,00
	171 - 217 cm	Y dihedral blade	90	100% Carbon	Fiberglass	201170	219,00

CARBON


100% Pre-preg Carbon CNC shaped high density PVC core blade with a 60% Pre-preg Carbon shaft is a great performance paddle. We kept the "swing weight" low by using the full carbon blade. The 60% Pre-preg Carbon shaft is a better option for those looking for a slightly more forgiving feel at a really low weight predominantly in waves or touring. The concave V blades feature a generous ABS edge for the protection of your board, offered in three sizes: 83 in², 90 in² and the newest 77 in². The handles are made of 100% Carbon. The Cut-To-Length Carbon handle is covered with comfortable EVA.



MODEL	SHAFT LENGTH	BLADE	BLADE SIZE in²	BLADE MATERIAL	SHAFT MATERIAL	CODE	SRP €*
1-piece "Cut-to-length"	< 215 cm	JP Concave V blade	77	100% Carbon	60% Pre-preg Carbon	201163	289,00
	< 217 cm	JP Concave V blade	83	100% Carbon	60% Pre-preg Carbon	201163	289,00
	< 219 cm	JP Concave V blade	90	100% Carbon	60% Pre-preg Carbon	201163	289,00
2-piece adjustable	158 - 213 cm	JP Concave V blade	77	100% Carbon	60% Pre-preg Carbon	201164	299,00
	160 - 215 cm	JP Concave V blade	83	100% Carbon	60% Pre-preg Carbon	201164	299,00
	162 - 217 cm	JP Concave V blade	90	100% Carbon	60% Pre-preg Carbon	201164	299,00
3-piece adjustable	167 - 213 cm	JP Concave V blade	77	100% Carbon	60% Pre-preg Carbon	201165	319,00
	169 - 215 cm	JP Concave V blade	83	100% Carbon	60% Pre-preg Carbon	201165	319,00
	171 - 217 cm	JP Concave V blade	90	100% Carbon	60% Pre-preg Carbon	201165	319,00

GLASS

Fiberglass flexes naturally and is therefore easy on your shoulders and back. The stringer inside the "Y" blade creates stiffness while the full fiberglass pressure molded blade is leak proof. The shafts have a horizontally roughened surface for good grip. Comes with a fiberglass/carbon extension and an ABS handle.



MODEL	SHAFT LENGTH	BLADE	BLADE SIZE in²	BLADE MATERIAL	SHAFT MATERIAL	CODE	SRP €*
2-piece adjustable	160 - 215cm	Y dihedral blade	83	Fiberglass	Fiberglass	201176	189,00
	162 - 217 cm	Y dihedral blade	90	Fiberglass	Fiberglass	201176	189,00
3-piece adjustable	169 - 215cm	Y dihedral blade	83	Fiberglass	Fiberglass	201177	199,00
	171 - 217 cm	Y dihedral blade	90	Fiberglass	Fiberglass	201177	199,00

*All prices in Euro incl. VAT. Subject to modifications. Attention is drawn to the general payment and delivery conditions.

GLASS PE

This combination of light fiberglass shaft and a V Concave fiberglass reinforced Polyethylene (PE) blade is a great alternative to heavier alloy paddles. The shafts have a horizontally roughened surface for a good grip and they come with an Aluminum slotted extension and an ABS handle.



MODEL	SHAFT LENGTH	BLADE	BLADE SIZE in²	BLADE MATERIAL	SHAFT MATERIAL	CODE	SRP €*
2-piece adjustable	162 - 217 cm	V blade	90	Polyethylene (PE)	Fiberglass	201173	89,00
3-piece adjustable	171 - 217 cm	V blade	90	reinforced with Ffiberglass	Fiberglass	201174	99,00
Small: 2-piece adjustable	135 - 190 cm	Soft concave blade	75	Ffiberglass	Fiberglass	201175	69,00

GLASS NYLON

Slightly convex shaped pulling face for a simple and predictable movement through the water. The fiberglass reinforced NYLON blade features a wide center stringer for a direct energy transfer with each stroke.



MODEL	SHAFT LENGTH	BLADE	BLADE SIZE in²	BLADE MATERIAL	SHAFT MATERIAL	CODE	SRP €*
2-piece adjustable	171 - 220 cm	Convex nylon blade	88	Fiberglass	Fiberglass	201183	79,00
3-piece adjustable	171 - 220 cm	blade	88	reinforced Nylon	Fiberglass	201186	79,00

ALU NYLON

Slightly convex shaped pulling face for a simple and predictable movement through the water. The fiberglass reinforced NYLON blade features a wide center stringer for a direct energy transfer with each stroke.



MODEL	SHAFT LENGTH	BLADE	BLADE SIZE in²	BLADE MATERIAL	SHAFT MATERIAL	CODE	SRP €*
3-piece adjustable	171 - 224 cm	Convex nylon blade	88	Fiberglass reinforced Nylon	Aluminum	201185	39,00



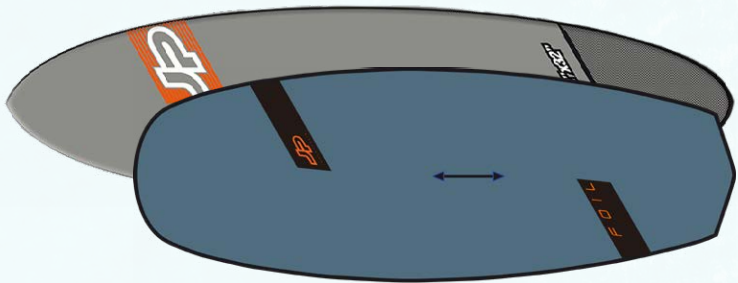
OUTBACK FISHING RACK



SIZE	CODE	SRP €*
one size	271132	399,00

BOARDBAGS LIGHT & HD SUP

Takes up to 1 SUP board
Comfortable handles
Extra padding on nose and side
Flight approved



SIZE	CODE	SRP €*
SUP X-Bag Small	273067	109,00
SUP X-Bag Medium	273067	119,00
SUP X-Bag Large	273067	129,00
Foil Slate Small	273066	134,00
Foil Slate Medium	273066	139,00
Foil Slate Large	273066	144,00
Surf 7'2" x 25"	273047	119,00
Surf 7'6" x 27"	273047	124,00
Surf 8'1" x 28"	273047	129,00
Surf 8'6" x 29"	273047	134,00
Surf 8'10" x 30"	273047	139,00
Surf Wide 8'2" x 31.5"	273050	139,00
Surf Wide 8'8" x 32"	273050	144,00
Surf Wide 9'3" x 32.5"	273050	149,00
Fusion 9'2" x 30.5"	273051	139,00
Fusion 9'8" x 31"	273051	149,00
Fusion 10'2" x 32"	273051	159,00
Fusion 10'8" x 34"	273051	169,00
Longboard 9'6" x 28"	273052	139,00
Longboard 10'0" x 29"	273052	149,00
Longboard 10'6" x 30"	273052	159,00
Longboard 11'6" x 31"	273052	169,00
Hybrid 10'8" x 31"	273054	159,00
Hybrid 11'6" x 32"	273054	169,00
Outback 12'0" x 32.5"	273061	179,00
Allwater GT 12'6" x 28.5"	273062	189,00
Allwater GT 14'0" x 27.5"	273062	199,00
GT-S 12'6" x 29"	273065	189,00
GT-S 14'0" x 29"	273065	199,00
HD SUP Race 12'6"	273058	379,00
HD SUP Race 14'0"	273058	389,00

FINS SUP

STAND UP RTM
US BOX



STAND UP FIN
US BOX



STAND UP RACE RTM
US BOX



THRUSTER RTM
SET



(no set)



AIR SUP SOFT FIN

SIZE	CODE	SRP €*
5.5"	252016	59,00
6.5"	252016	64,00
8.0"	252016	69,00
9.0"	252016	74,00
9.0"	242037	39,00
8.4"	252018	89,00
Left & Right R3	252019	79,00
Left & Right R5	252019	79,00
Left & Right R7	252019	79,00
Center Fin R7	262020	44,00
9.0"	262022	14,00
10.0"	272022	19,00

SPARE PARTS SUP

MODEL	SIZE	CODE	SRP €*
Fin Screw M4x20 - PH2 including brass sliding nut	M4x20	242082	5,50
Fin Screw M4x25 - PH2 including brass sliding nut	M4x25	242082	5,50
Fin Screw Inflatables	Stk.	271134	4,50
FCS Grub Screw 9.5mm	9.5mm	271139	2,50
WingAir Foil Screw Set (4pc) M8x20 T40 Titanium	M8x20	271142	14,95
Handle Set SUP	Stk.	245027	39,00
Paddle Clamp	Stk.	261123	11,00
Paddle Clamp Anti Twist	Stk.	271136	11,00
Paddle Clamp 3pc Paddle Bottom	Stk.	271137	7,00
Double Action Pump incl. Manometer	Stk.	271130	54,00
JP Wing Pump Multi Adaptor	Stk.	271143	9,95



prydegroup

WORK BOOK

SUP

MY25

PRYDE GROUP GMBH
BERGSTRASSE 7
82024 TAUFKIRCHEN

TEL +49 (0) 89 – 66 50 49 – 0
FAX +49 (0) 89 – 66 50 49 – 10

INFO@PRYDE-GROUP.DE
PRYDEGROUP.DE