



# **DUOTONE**

## What's New 2025

TRUE WINDSURFING





# DUOTONE

## Sails 2025

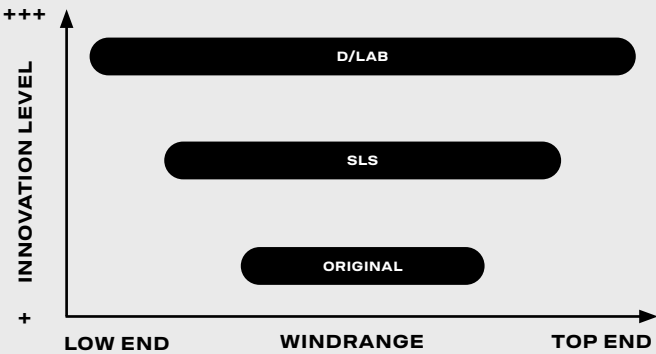
TRUE WINDSURFING



TARGET GROUP RATIO



INNOVATION LEVEL



WHICH MODEL SUITS BEST TO ME

D/LAB

SLS

ORIGINALS

PRODUCTS	SUPER_HERO D/LAB	DUKE SLS, E_PACE SLS	SUPER_HERO / HD, DUKE, E_PACE / HD, S_PACE, WARP_FIN, WARP_FOIL 20.25, F_PACE CAM, F_PACE, NOW, ALFA
WEIGHT SAVING	+++	++	+
KPI'S	<p>All sails featuring high-tech laminates (e.g. Carbon XPly) and fused panels fall under the D/LAB category.</p> <p>ADVANTAGES:</p> <ul style="list-style-type: none"><li>+ Approx. 500g lighter than ORIGINALS</li><li>+ Biggest wind range due to increased use of CARBON XPly and FUSED MONOCOQUE BODY CONSTRUCTION</li><li>+ 5 YEAR WARRANTY</li></ul>	<p>All sails featuring high-tech laminates (e.g. Carbon XPly) and traditionally sewn panels fall under the SLS category.</p> <p>ADVANTAGES:</p> <ul style="list-style-type: none"><li>+ Approx. 500g lighter than ORIGINALS</li><li>+ Bigger wind range due to the use of CARBON XPly</li></ul>	<p>All sails featuring "standard" XPly materials and traditionally sewn panels fall under the ORIGINALS category.</p> <p>ADVANTAGES:</p> <ul style="list-style-type: none"><li>+ Best price-value ratio</li><li>+ 5 YEAR WARRANTY</li></ul>
TARGET GROUP	AMBTIOUS / EXPERIENCED	AMBTIOUS / EXPERIENCED	ALL RIDING LEVELS



SHAPE FOLLOWS CONSTRUCTION

Rather than simply using the same 3D shape for all sails in each construction, each sail is completely re-engineered and designed from scratch. This is the only way we could exploit the full potential of the zero-stretch CARBON XPly or the FUSION BODY CONSTRUCTION. This makes all SLS and especially D/LAB sails real game-changers.



# SUPER HERO D/LAB

WORLD CUP WAVE

WHAT'S NEW



C17: white /turquoise

**SIZES:**  
3.7 | 4.0 | 4.2 | 4.5 | 4.7 | 5.0 | 5.3 | 5.7

**LAUNCH:**  
August 2024

**KEY FEATURES:**

With the re-structuring of the 2025 sail range the SUPER\_HERO SLS is now called SUPER\_HERO D/LAB. It's simply the biggest evolution on a wave sail in our history deservedly carrying the D/LAB label. Because for us, D/LAB represents the maximum technically achievable, giving a glimpse into the future.

- MONOCOQUE FUSION BODY CONSTRUCTION** – no more stitched body panels
- + 150 – 200 g weight saving
  - + “Play” between the panels is eliminated
  - + Fused connection even stronger than any monofilm or XPLY material
  - + Biggest wind range ever in a wave sail

**LOWEST SAILING WEIGHT**

There is no sail that feels lighter in your hands than the SUPER\_HERO D/LAB!

**NEW:** fine-tuned luff curve, twist pattern and profile distribution lead to an even bigger wind range and lighter sailing weight



D/LAB



# DUKE SLS

5 BATTEN WAVE CONTROL

S/L/S

WHAT'S NEW



C09: yellow / turquoise

**SIZES:**

4.2 | 4.5 | 4.7 | 5.0 | 5.4 | 5.8 | 6.2

**LAUNCH:**

September 2024

**KEY FEATURES:**

400 – 500 g lighter than the Original DUKE

**CHAMELEON CHARACTER**

- + On lower drag boards (e.g. Freewave or Freeride boards) the DUKE SLS has a slight forward pull (similar to the Original DUKE).
- + On higher drag wave boards though the pull is evenly distributed onto both hands. On such boards the new DUKE SLS has a very similar feeling than the SUPER\_HERO D/LAB making it really capable even for proper wave sailing conditions.






# DUKE

JUMP N' RIDE

WHAT'S NEW



C12: black / turquoise



C13: black / coral

**SIZES:**  
4.2 | 4.5 | 4.7 | 5.0 | 5.4 | 5.8 | 6.2 | 6.7

**LAUNCH:**  
September 2024

- KEY FEATURES:**
- Technically unchanged
  - DRAFT FORWARD**
    - + Forward draft turns power off and goes completely neutral during manoeuvres > results in a much higher success rate
  - BATTEN FREE CENTER**
    - + Larger gap between the foot batten and the batten above the boom > better inflation (= planing power) in the boom area and improved stability in the upper sail area






# IDOL LTD

FREESTYLE COMP

WHAT'S NEW



C10: black/pistachio

C18: black/violet

C19: black/white

**SIZES:**  
3.6 | 4.0 | 4.4 | 4.8 | 5.2

**LAUNCH:**  
September 2024

**KEY FEATURES:**

**LIGHT DONE RIGHT** › Weight reduced by 200 g without any reduction in film thickness so there is no loss in durability

- BATTEN FREE CENTER** (bigger gap between batten 3 & 4)
- + Increased wind-range: earlier planing as sail loads up faster + more control as the sail can absorb the chop and the sail has more release
  - + Helps the sail to remain loaded up to keep stability
  - + Lighter feeling through better release
  - + Increased lift for air moves
  - + Improved balance & power while ducking the sail

**NEW:** 5.2 designed on RDM400





# E PACE / HD

PERFORMANCE NO-CAM

WHAT'S NEW



C18: black / violet



C20: blue / violet



C21: black / white



HD

**SIZES:**  
5.4 | 5.8 | 6.2 | 6.6 | 7.3 | 7.8 | 8.2

**LAUNCH:**  
Spring 2025

**KEY FEATURES:**  
Technically unchanged  
**3 IN 1 DESIGN: BIGGEST TRIM RANGE OF ANY NO-CAM SAIL OUT THERE**  
+ Can compete with the best in each category:  
Freerace nocam – Freeride nocam – Foilride nocam





# WARP\_FIN

FIN RACING



C31: grey / turquoise

**SIZES:**

5.0 | 5.8 | 6.8 | 7.8 | 8.4

**LAUNCH:**

Fall 2024

**KEY FEATURES:**

**NEW:** refined luff curve and twist pattern for an even bigger wind range

**NO COMPROMISE DESIGN**

+ Maximum power and forward pull combined with stability and wind range

**SIZE SPECIFIC DESIGN**





# WARP\_FOIL 20.25

FOIL RACING



C18: black / violet

**SIZES:**

4.6 | 5.4 | 6.4 | 7.5 | 8.7

**LAUNCH:**

Fall 2024

**KEY FEATURES:**

**NEW:** tighter entry for increased control and wind range

**INCREASED LUFF CURVE**

+ Much increased wind range and more stable flight control in the top end

**MASSIVE DOUBLE FOIL SLEEVE**

+ Tremendous improvement of the flying shape aerodynamics

**RADICAL HIGH ASPECT GEOMETRY**

+ Radical high aspect geometry to increases the efficiency on the hydrofoil





# DUOTONE

## Boards 2025

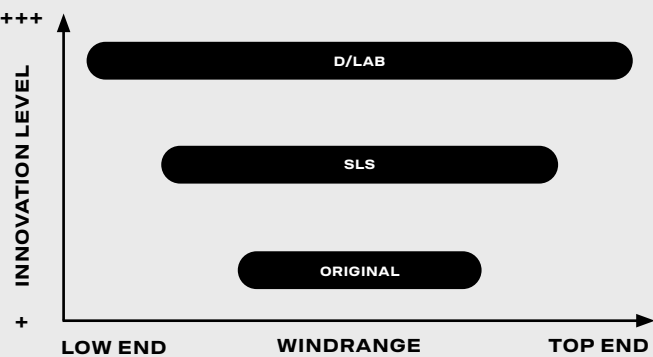
TRUE WINDSURFING



TARGET GROUP RATIO



INNOVATION LEVEL



WHICH MODEL SUITS BEST TO ME

	D/LAB	SLS	ORIGINALS
PRODUCTS	GRIP 4 D/LAB, GRIP 3 D/LAB, BLAST D/LAB, FALCON_FIN D/LAB, FALCON_SPEED D/LAB, FALCON_FOIL D/LAB	GRIP 4 SLS, GRIP 3 SLS, ULTRA FREEWAVE SLS, SKATE SLS	ULTRA FREEWAVE
WEIGHT SAVING	+++	++	+
KPI'S	<p><b>FULL CUSTOM D/LAB (USED ON ALL D/LAB BOARDS)</b></p> <p>+ For these boards we use our most high-tech raw materials (Carbon, Innegra/Kevlar) resulting in the lowest possible weights, crispest ride sensation and maximum dent-resistance.</p>	<p><b>FULL CUSTOM SLS (USED ON ULTRA FREEWAVE SLS, SKATE SLS, STINGRAY SLS)</b></p> <p>+ The SLS construction uses a lower Carbon content and the Innegra is replaced by our exclusive S_GLASS+. This results in a more attractive price level.</p> <p>+ These boards are approx. 300 g heavier than the D/LAB boards.</p> <p>+ Due to the FULL CUSTOM CONSTRUCTION the SLS boards are stronger and lighter than comparable boards made in the usual semi custom construction.</p>	<p><b>FULL CUSTOM WOOD (USED ON ULTRA FREEWAVE)</b></p> <p>+ Our most price attractive boards made in FULL CUSTOM CONSTRUCTION. These boards feature wood reinforcements that effectively dampen peak loads.</p> <p>+ Compared to the predecessor model in semi custom technology these boards are approx. 200 g lighter and yet even stronger.</p>
TARGET GROUP	AMBTIOUS / EXPERIENCED	AMBTIOUS / EXPERIENCED	ALL RIDING LEVELS





# GRIP 4 SLS

WORLD CUP WAVE QUAD

S/L/S

WHAT'S NEW



**SIZES:**

69 | 76 | 81 | 87 | 93 | 99 | 107

**LAUNCH:**

September 2024

**KEY FEATURES:**

**NEW: FULL CUSTOM SLS TECHNOLOGY**  
Approx. 200 g lighter yet stronger than the semi custom predecessor

**NO-COMPROMISE QUAD SHAPE**  
The GRIP 4 shape is 100 % tuned to the quad fin setup

**WORLD CUP WAVE DESIGNS**  
All GRIP boards are designed to work all around the globe from groundswell Hookipa to onshore Pozo conditions.

Shape unchanged





# GRIP 3 SLS

WORLD CUP WAVE TRI

WHAT'S NEW



**SIZES:** 79 | 85 | 95 | 108  
**LAUNCH:** September 2024

**KEY FEATURES:**

**NEW: FULL CUSTOM SLS TECHNOLOGY**  
Approx. 200 g lighter yet stronger than the semi custom predecessor

**NO-COMPROMISE TRI SHAPE**  
The GRIP 3 shape is 100 % tuned to the tri fin setup

**WORLD CUP WAVE DESIGNS**  
All GRIP boards are designed to work all around the globe from groundswell Hookipa to onshore Pozo conditions.

Shape unchanged

S/L/S





# ULTRA FREEWAVE SLS

JUMP × STYLE × RIDE

WHAT'S NEW



**NEW: FULL CUSTOM SLS TECHNOLOGY**

Approx. 200 g lighter yet stronger than the semi custom predecessor

**SIZES:**

74 | 84 | 94 | 104 | 112 | 119

**LAUNCH:**

September 2024

**KEY FEATURES:**

The first manoeuvre convertible which works equally good in single- and tri-fin setup and dramatically changes its character:

- + With the tri-fin setup it offers 70 % of the GRIP 3 wave potential (top/bottom turns)
- + With the single fin setup it feels a lot more exciting than its predecessor
- + Combined with a capable freestyle-fin the ULTRA FreeWave offers 70 % of the hardcore freestyle-capabilities of the SKATE

# ULTRA FREEWAVE

JUMP × STYLE × RIDE

There is simply no manoeuvre-oriented board out there which is as versatile than the brand-new ULTRA FreeWave.



**NEW: FULL CUSTOM WOOD TECHNOLOGY**

Approx. 200 g lighter yet stronger than the semi custom predecessor

**SIZES:**

84 | 94 | 104 | 112 | 119

**LAUNCH:**

September 2024

**MINI-SPOCK SQUARE TAIL**

- + The square outline combined with the thin yet boxy rail profile generates additional volume to push against. This generates extra pop for higher jumps.

S/L/S





# SKATE SLS

FREESTYLE COMP

S/L/S

WHAT'S NEW



**NEW: FULL CUSTOM SLS TECHNOLOGY**

Approx. 200 g lighter

**SIZES:**

86 | 91 | 98 | 107

**LAUNCH:**

September 2024

**KEY FEATURES:**

**FULL CUSTOM SLS TECHNOLOGY**

Approx. 200 g lighter

All new shapes based on the 91 size we've updated last year

- + Super compact designs
- + Finely tuned tail shape for fastest acceleration and a livelier and quicker reaction

The new SKATE SLS is the most compact and radical freestyle board we've ever made





# EAGLE SLS

PLANING ENTRY×PERFORMANCE

WHAT'S NEW



**SIZES:**

120 | 130 | 148

**LAUNCH:**

Spring 2025

**KEY FEATURES:**

Technically unchanged

**VOLUME YET CONTROL CONCEPT**

- + The slightly longer and less curved outline allows us to increase the volume by up to 30 litres compared to short-curved boards (e.g. Fanatic Gecko or TabouRocket) without any loss of control
- + The extra volume though results in a much more confident, predictable and relaxed riding position especially in underpowered or drifting conditions
- + Leads to an unbeatable broad range of use

# EAGLE

PLANING ENTRY×PERFORMANCE



**SIZES:**

120 | 130 | 148 | 168 | 168 DB | 188 DB

**LAUNCH:**

Spring 2025

Available in 2 technologies:

- + Premium Sandwich Technology
- + Epoxy Sandwich Technology: affordable yet sexy

S/L/S





# BLAST SLS

FREERIDE PLANING × FREERACE



**SIZES:**

100 | 117 | 132 | 145

**LAUNCH:**

Spring 2025

**KEY FEATURES:**

- Technically unchanged
- Ideal addition to the EAGLE:**
- + Racier/boxier rails and a further outbound strap position allow the rider to push harder to let the board fly over the fin for increased v-max
  - + Tail cut-outs further reduce the drag when going full speed

# BLAST

FREERIDE PLANING × FREERACE



**SIZES:**

100 | 117 | 132 | 145

**LAUNCH:**

Spring 2025

**VOLUME YET CONTROL CONCEPT:**

- + You can easily choose a 10-liter bigger board as with other brands without losing any control in overpowered conditions
- + Leads to an unbeatable broad range of use

**Available in 2 technologies:**

- + Premium Sandwich Technology
- + Epoxy Sandwich Technology: affordable yet sexy

S/L/S





# BLAST D/LAB

HIGH-END FREERIDE PLANING × FREERACE

WHAT'S NEW



**SIZES:**

165 | 185

**LAUNCH:**

October 2024

**KEY FEATURES:**

FULL CUSTOM D/LAB technology with a similar layup to the FALCON\_FIN

+ Lightest and stiffest board in its class

**VOLUME YET CONTROL CONCEPT**

+ You can easily choose a 20-liter bigger board as with other brands without losing any control in overpowered conditions

+ Leads to an unbeatable broad range of use

D/LAB



# FALCON FOIL D/LAB

FOIL RACING



**SIZES:**  
169

**LAUNCH:**  
Fall 2024

- KEY FEATURES:**
- FULL CUSTOM D/LAB technology
  - + One hundred percent identical to the most high-end custom made boards
  - 2 STEP CUT-OUTS**
  - + Reduces the wetted surface for more control and speed
  - NEW:** cut-outs reworked + thinned out rails in the front
  - + Extends the wind range even further

# FALCON SPEED D/LAB

SPEED DEMON



**SIZES:**  
56 | 68 | 78

**LAUNCH:**  
Fall 2024

- KEY FEATURES:**
- FULL CUSTOM D/LAB technology with a similar layup to the FALCON\_FIN
  - + Lightest and stiffest board in its class
  - High-end competition speed boards**
  - Rocket-like acceleration**
  - Recessed mast track aera**
  - + Unseen control resulting in unmatched top speed

D/LAB







# DUOTONE

## Apparel

### 2025

EXPLORE NOW



CHECK OUT ALL STYLES AND PRODUCTS IN THE NEW APPAREL LOOK BOOK AND FIND THE PERFECT FIT FOR YOUR ACTIVITIES!



# DUOTONE QUICKFINDER 2025

TRUE WINDSURFING





CARRY OVER

GRIP 4 D/LAB  
MTO (MADE TO ORDER)



CARRY OVER

GRIP 3 D/LAB  
MTO (MADE TO ORDER)



NEW

GRIP 4 SLS



NEW

GRIP 3 SLS



NEW

ULTRA FREEWAVE SLS  
ULTRA FREEWAVE



NEW

SKATE SLS



CATEGORY	WORLD CUP WAVE QUAD					WORLD CUP WAVE TRI			WORLD CUP WAVE QUAD						
VOLUME	52 <sup>NEW</sup>	60 <sup>NEW</sup>	76	81	87	85	95	118 <sup>NEW</sup>	69	76	81	87	93	99	107
LENGTH	216	218	222	224	225	219	222	227	220	222	224	225	226	228	230
WIDTH	50	52	56	57.5	58.5	58.5	60	64	54	56	57.5	58.5	59.5	60.5	62
TECHNOLOGY	FULL CUSTOM D/LAB					FULL CUSTOM D/LAB			FULL CUSTOM SLS						
WEIGHT (KG) +/- 5%	4.80	5.20	5.50	5.70	5.80	5.80	6.00	6.70	5.80	5.90	6.00	6.15	6.25	6.50	6.60
NEW	—					—			OPTICALLY NEW						
LAUNCH	CARRY OVER					CARRY OVER			SEPTEMBER 2024						

CATEGORY	WORLD CUP WAVE TRI				JUMP×STYLE×RIDE						FREESTYLE COMP			
VOLUME	79	85	95	108	74	84	94	104	112	119	86	91	98	107
LENGTH	218	219	222	225	222	224	226	227	228	230	214	216	220	224
WIDTH	57	58.5	60	61.5	56	58	61	63	66	68.5	59.5	62	65	66
TECHNOLOGY	FULL CUSTOM SLS				FULL CUSTOM SLS/WOOD						FULL CUSTOM SLS			
WEIGHT (KG) +/- 5%	5.95	6.10	6.30	6.85	5.70/—	5.90/6.60	6.40/6.80	6.70/7.00	6.80/7.30	7.20/7.70	6.10	6.20	6.40	6.70
NEW	OPTICALLY NEW				OPTICALLY NEW   TECHNICALLY NEW						OPTICALLY NEW   TECHNICALLY NEW			
LAUNCH	SEPTEMBER 2024				SEPTEMBER 2024						SEPTEMBER 2024			



NEW

EAGLE SLS  
EAGLE



CATEGORY	PLANING ENTRY×PERFORMANCE						ONE BOARD FOR LIFE			FREERIDE PLANING×FREERACE			
VOLUME	120	130	148	168	168 DB	188 DB	XS/S <sup>NEW</sup> (148 CF)	M/L (168 CF)	L/XL (188 CF)	100	117	132	145
LENGTH	245	250	250	255	255	260	250	255	260	231	234	235	236
WIDTH	70	73	78	83	83	90	78	83	90	62	67	71	77
TECHNOLOGY	PREMIUM SANDWICH/ EPOXY SANDWICH						EPOXY SANDWICH			PREMIUM SANDWICH/ EPOXY SANDWICH			
WEIGHT (KG) +/- 5%	7.00/8.65	7.40/8.95	8.20/10.00	—/10.40	—/12.60	—/13.50	10.70	11.10	11.90	6.55/7.90	7.20/8.50	7.70/9.10	8.20/9.75
MAX. SAIL SIZE (M²)	8.0	8.3	8.8	8.8	8.8	8.8	8.8	8.8	8.8	7.8	8.3	8.8	9.0
NEW	OPTICALLY NEW						—			OPTICALLY NEW			
LAUNCH	SPRING 2025						CARRY OVER			SPRING 2025			

CARRY OVER

EAGLE ONE



NEW

BLAST SLS  
BLAST



NEW




BLAST D/LAB  
MTO (MADE TO ORDER)







CATEGORY	HIGH-END FREERIDE PLANING×FREERACE	
VOLUME	165	185
LENGTH	248	253
WIDTH	80	90
TECHNOLOGY	FULL CUSTOM D/LAB	
WEIGHT (KG) +/- 5%	TBC	TBC
MAX. SAIL SIZE (M²)	9.5	10.0
NEW	OPTICALLY NEW   TECHNICALLY NEW	
LAUNCH	OCTOBER 2024	










CARRY OVER					CARRY OVER					NEW					
JAG SLS					FALCON_FIN D/LAB					FALCON_SPEED D/LAB MTO (MADE TO ORDER)					
															
CATEGORY	(FREE)RACE					FIN RACING					SPEED DEMON				
	VOLUME	94	110	128	138	158	90	99	107	116	130	140	56	68	78
	LENGTH	235	235	235	232	230	233	233	233	230	228	228	230	230	230
	WIDTH	61	70	76	83	90	60	63	68.5	71.5	80	85	45	50	55
	TECHNOLOGY	PREMIUM SANDWICH					FULL CUSTOM D/LAB					FULL CUSTOM D/LAB			
WEIGHT (KG) +/- 5%	6.50	7.30	7.70	8.30	9.20	5.95	6.35	6.55	6.70	7.30	7.40	4.45	5.20	TBC	
MAX. SAIL SIZE (M²)	8.0	8.4	8.8	9.0	10.0	6.2	7.2	8.4	8.8	9.0	10.0	5.3	5.8	6.2	
NEW	—					—					OPTICALLY NEW   TECHNICALLY NEW				
LAUNCH	CARRY OVER					CARRY OVER					FALL 2024				




NEW					CARRY OVER					CARRY OVER					CARRY OVER					
FALCON_FOIL D/LAB					STINGRAY SLS STINGRAY					RIPPER					VIPER HD					
																				
FOIL RACING					FOIL ENTRY×FREEMOVE×FREESTYLE					YOUNG GUNS & SMALLER FRAME RIDERS					SCHOOLING					CATEGORY
169					103 STYLE* 116** 126** 136***					112					180 210 240					VOLUME
208					199 196 206 228					239					254 284 300					LENGTH
85					64 68 74 85					73					76 84 87					WIDTH
FULL CUSTOM D/LAB					*PREMIUM SANDWICH/**FULL CUSTOM SLS/ ***EPOXY SANDWICH					EPOXY SANDWICH					ASA SANDWICH					TECHNOLOGY
8.65					7.10 7.85 8.50 10.95					9.00					13.00 14.80 16.20					WEIGHT (KG) +/- 5%
9.0					5.8 7.4 7.8 7.8					5.8					6.4 6.4 6.4					MAX. SAIL SIZE (M2)
OPTICALLY NEW   TECHNICALLY NEW					—					—					—					
FALL 2024					CARRY OVER					CARRY OVER					CARRY OVER					LAUNCH





<div><div>NEW</div><div>SUPER_HERO D/LAB</div><div></div></div>																		<div><div>CARRY OVER</div><div>SUPER_HERO</div><div>HD</div><div></div></div>																	
CATEGORY	WORLD CUP WAVE																	WORLD CUP WAVE																	
SIZE	3.7	4.0	4.2	4.5	4.7	5.0	5.3	5.7	3.0	3.4	3.7	4.0	4.2	4.5	4.7	5.0	5.3	5.7																	
BOOM MAX (CM)	148	148	154	158	162	166	170	176	146	146	152	150	156	160	166	168	170	178																	
LUFF MAX (CM)	363	374	378	390	404	418	430	438	332	346	360	374	380	390	404	412	430	436																	
VARIO/FIX TOP	VARIO	VARIO	FIX	FIX	FIX	FIX	FIX	FIX	VARIO	VARIO	VARIO	VARIO	VARIO	VARIO	FIX	FIX	FIX	FIX																	
WEIGHT (KG)	2.25	2.35	2.45	2.55	2.65	2.75	2.85	2.95	2.5	2.60	2.70	2.80	2.90	3.00	3.10	3.20	3.30	3.40																	
MAST TYPE (BEST/ALT.)	PLATINUM/GOLD								PLATINUM/GOLD > SILVER																										
MAST GEO (BEST/ALT.)	RDM/ —	RDM/ —	RDM/ —	RDM/ —	RDM/ —	RDM/ —	RDM/ —	RDM/ —	RDM/ —	RDM/ —	RDM/ —	RDM/ —	RDM/ —	RDM/ —	RDM/ —	RDM/ —	RDM/ —	RDM/ —																	
MAST LENGTH (BEST/ALT.)	340/ —	370/ —	370/ —	370/ —	400/ —	400/ —	400/ —	430/ —	340/ 370	340/ 370	340/ 370	370/ 400	370/ 400	370/ 400	400/ —	400/ —	400/ —	430/ —																	
EXTENDED WARRANTY	2+3 YEAR WARRANTY								2+3 YEAR WARRANTY																										
NEW	OPTICALLY NEW   TECHNICALLY NEW								—																										
LAUNCH	AUGUST 2024								CARRY OVER																										



NEW					NEW					NEW					NEW					
IDOL LTD					DUKE SLS					DUKE										
																				
FREESTYLE COMP					5-BATTEN WAVE CONTROL					JUMP N'RIDE										CATEGORY
3.6	4.0	4.4	4.8	5.2	4.2	4.5	4.7	5.0	5.4	5.8	6.2	4.2	5.5	4.7	5.0	5.4	5.8	6.2	6.7	SIZE
144	148	152	158	162	154	158	162	166	170	178	182	154	158	164	168	170	178	182	190	BOOM MAX (CM)
376	386	400	418	430	374	388	404	418	432	440	452	380	390	404	412	432	440	452	466	LUFF MAX (CM)
VARIO	FIX	FIX	FIX	FIX	FIX	FIX	FIX	FIX	FIX	FIX	FIX	VARIO	VARIO	FIX	FIX	FIX	FIX	FIX	FIX	VARIO/FIX TOP
2.40	2.50	2.65	2.80	2.95	2.50	2.60	2.70	2.80	2.90	3.05	3.20	3.00	3.10	3.20	3.30	3.40	3.50	3.60	3.70	WEIGHT (KG)
PLATINUM/GOLD					PLATINUM/GOLD					PLATINUM/GOLD > SILVER										MAST TYPE (BEST/ALT.)
RDM/ —	RDM/ —	RDM/ —	RDM/ —	RDM/ —	RDM/ —	RDM/ —	RDM/ —	RDM/ —	RDM/ —	RDM/ —	RDM/ —	RDM/ —	RDM/ —	RDM/ —	RDM/ —	RDM/ —	RDM/ —	RDM/ SDM	SDM/ RDM	MAST GEO (BEST/ALT.)
370/ —	370/ —	370/ —	400/ —	400/ —	370/ —	370/ —	400/ —	400/ —	400/ —	430/ —	430/ —	370/ 400	370/ 400	400/ —	430/ —	430/ —	430/ —	430/ —	460/ —	MAST LENGTH (BEST/ALT.)
—					—					2+3 YEAR WARRANTY										EXTENDED WARRANTY
OPTICALLY NEW   TECHNICALLY NEW					OPTICALLY NEW   TECHNICALLY NEW					OPTICALLY NEW										
SEPTEMBER 2024					SEPTEMBER 2024					SEPTEMBER 2024										LAUNCH






CARRY OVER						NEW					NEW					
S_PACE						WARP_FIN					WARP_FOIL 20.25					
																
PERFORMANCE CAM						FIN RACING					FOIL RACING					CATEGORY
5.4	6.0	6.6	7.3	7.8	8.3	5.0	5.8	6.8	7.8	8.4	4.6	5.4	6.4	7.5	8.7	SIZE
180	192	202	210	220	226	176	190	204	216	224	166	176	188	198	208	BOOM MAX (CM)
426	442	462	476	488	500	392	426	462	488	514	396	428	488	526	564	LUFF MAX (CM)
FIX	FIX	FIX	FIX	FIX	FIX	FIX	FIX	FIX	FIX	FIX	FIX	FIX	FIX	FIX	FIX	VARIO/H-TOP
4.60	4.90	5.10	5.30	5.50	5.70	4.70	5.10	5.60	6.00	6.30	4.30	4.60	5.00	5.50	6.00	WEIGHT (KG)
PLATINUM/GOLD						PLATINUM/—					PLATINUM/—					MAST TYPE (BEST/ALT)
SDM/—	SDM/—	SDM/—	SDM/—	SDM/—	SDM/—	SDM/—	SDM/—	SDM/—	SDM/—	SDM/—	SDM/—	SDM/—	SDM/—	SDM/—	SDM/—	MAST GEO (BEST/ALT)
400/—	430/—	430/460	460/—	460/—	490/460	380/—	400/—	430/—	460/—	490/—	380/—	400/—	460/—	520/—	550/—	MAST LENGTH (BEST/ALT)
2+3 YEAR WARRANTY						—					—					EXTENDED WARRANTY
—						OPTICALLY NEW   TECHNICALLY NEW					OPTICALLY NEW   TECHNICALLY NEW					
CARRY OVER						FALL 2024					FALL 2024					LAUNCH



<div>CARRY OVER</div>														
F_PACE CAM														
														
<div>CARRY OVER</div>														
F_PACE														
														
CATEGORY	FOIL PERFORMANCE CAM						FOIL RIDING/STYLING							
	SIZE	4.2	4.9	5.6	6.3	7.0	7.8	3.4 STYLE	4.0 STYLE	4.6 STYLE	5.2 STYLE	5.8 STYLE	6.4 RIDE	7.4 RIDE
	BOOM MAX (CM)	152	160	164	180	194	204	146	148	154	160	164	178	188
	LUFF MAX (CM)	382	410	434	460	490	502	374	382	404	438	460	466	494
	VARIO/FIX TOP	FIX	FIX	FIX	FIX	FIX	FIX	FIX	FIX	FIX	FIX	FIX	FIX	FIX
	WEIGHT (KG)	3.80	4.00	4.30	4.60	4.90	5.20	2.60	2.75	2.90	3.15	3.35	4.00	4.40
	MAST TYPE (BEST/ALT.)	PLATINUM/—		PLATINUM/GOLD			PLATINUM/GOLD > SILVER							
	MAST GEO (BEST/ALT.)	SDM/—	SDM/—	SDM/—	SDM/—	SDM/—	SDM/—	RDM/—	RDM/—	RDM/—	RDM/—	RDM/—	RDM/—	RDM/—
	MAST LENGTH (BEST/ALT.)	380/—	380/—	400/—	430/—	460/—	460/—	340/370	370/—	370/—	430/—	430/—	460/430	460/430+CX
	EXTENDED WARRANTY	2+3 YEAR WARRANTY						2+3 YEAR WARRANTY						
NEW	—						—							
LAUNCH	CARRY OVER						CARRY OVER							

CARRY OVER						CARRY OVER												
NOW						ALFA												
																		
YOUNG GUNS & SMALLER FRAME RIDERS						SCHOOLING												CATEGORY
2.4	2.8	3.2	3.6	4.0	4.4	1.0	1.5	2.0	2.5	3.0	3.5	4.0	4.5	5.0	5.7	6.4	SIZE	
126	134	142	144	154	164	114	114	127	137	158	164	172	175	180	185	194	BOOM MAX (CM)	
268	296	324	344	364	378	196	235	283	324	325	356	386	415	444	444	472	LUFF MAX (CM)	
VARIO	VARIO	VARIO	VARIO	VARIO	FIX	VARIO	VARIO	VARIO	VARIO	VARIO	VARIO	VARIO	VARIO	VARIO	VARIO	FIX	FIX	VARIO/FIX TOP
—	—	—	—	—	—	—	—	—	—	—	—	—	—	—	—	—	—	WEIGHT (KG)
EPX.40		EPX.40/ PLATINUM				EPX.GROM_AL/ EPX40		EPX.40/ EPX. GROM_AL		EPX.40								MAST TYPE (BEST/ALT.)
RDM/ —	RDM/ —	RDM/ —	RDM/ —	RDM/ —	RDM/ —	RDM/ —	RDM/ —	RDM/ —	RDM/ —	RDM/ —	RDM/ —	RDM/ —	RDM/ —	RDM/ —	RDM/ —	RDM/ —	SDM/ —	MAST GEO (BEST/ALT.)
290/ —	290/ —	290/ 340	340/ 370	340/ 370	370/ —	200/ 230	200/ 230	290/ —	290/ 340	290/ 340	340/ 370	370/ 400	400/ 430	430/ —	430/ —	460/ —		MAST LENGTH (BEST/ALT.)
2+3 YEAR WARRANTY						—												EXTENDED WARRANTY
—						—												
CARRY OVER						CARRY OVER												LAUNCH



PLATINUM AERO 3.0			PLATINUM SLS			SILVER MEGA SLIM					
											
BEND CURVE	NEW SCHOOL 2.0	RACING	NEW SCHOOL 2.0	NEW SCHOOL	HYBRID	RACING	RACING	NEW SCHOOL 2.0	HYBRID	PERFORMANCE	
LENGTH	140-200	190-250	140-200 MEGA SLIM	140-200	160-230	170-230	190-250	140-200	160-220	180-240	
WEIGHT	1.70	2.75	1.85	2.20	2.25	2.40	3.10	2.55	2.65	2.85	
BOOM DIAMETER (MM)	24.0/24.5	28.5/29.5	24.0/24.5	27.5	26.5/27.6	26.5/27.5	28.5/29.5	25.5	25.5	27.5	
ADAPTER INCL.	RDM	SDM	RDM	RDM	RDM+SDM	SDM	SDM	RDM	RDM+SDM	SDM	
MATERIAL	100% T900-CARBON + SENTEX® RESIN		100% T800-CARBON + SENTEX® RESIN		7075 ALUMINUM						
TAIL END SYSTEM	INSIDE TAIL + VTS TAIL FITTING	OUTSIDE TAIL + ITAIL RACE FITTING	INSIDE TAIL + VTS TAIL FITTING	INSIDE TAIL + VTS TAIL FITTING	INSIDE TAIL + VTS TAIL FITTING	INSIDE TAIL + ITAIL RACE FITTING	OUTSIDE TAIL + ITAIL RACE FITTING	INSIDE TAIL + VTS TAIL FITTING	INSIDE TAIL + VTS TAIL FITTING	INSIDE TAIL + VTS TAIL FITTING	
EXTENDED WARRANTY	—		2 YEAR UNCONDITIONAL WARRANTY*				2 YEAR UNCONDITIONAL WARRANTY*				

SILVER			BLACK					
								
NEW SCHOOL	HYBRID	PERFORMANCE	NEW SCHOOL	HYBRID	PERFORMANCE			
140-200	160-220	180-240	140-200	160-220	180-240			
2.45	2.55	2.80	2.50	2.60	2.90			
27.5	27.5	29.5	28	28	30			
RDM	RDM+SDM	SDM	RDM	RDM	SDM			
7075 ALUMINUM			T8 ALUMINUM					
INSIDE TAIL + VTS TAIL FITTING	INSIDE TAIL + VTS TAIL FITTING	INSIDE TAIL + VTS TAIL FITTING	INSIDE TAIL + ITAIL WAVE FITTING	INSIDE TAIL + ITAIL WAVE FITTING	INSIDE TAIL + ITAIL WAVE FITTING			
2 YEAR UNCONDITIONAL WARRANTY*			—					







PLATINUM AERO 3.0 RDM



MAST GEO	RDM	RDM	RDM
MAST LENGTH (CM)	370	400	430
WEIGHT (KG)	1.05	1.25	1.35
MATERIAL	100% T900-CARBON + SENTEX® RESIN		
EXTENDED WARRANTY	—		

PLATINUM SLS



RDM	RDM	RDM	RDM	RDM	SDM	SDM	SDM	SDM	SDM	SDM	SDM	RDM	RDM	RDM	RDM	SDM	SDM	SDM	RDM	RDM	RDM	SDM	SDM	SDM	MAST GEO
340	370	400	430	460	380	400	430	460	490	520	550	340	370	400	430	430	460	490	370	400	430	430	460	490	MAST LENGTH (CM)
1.10	1.20	1.35	1.55	1.70	1.30	1.45	1.50	1.70	1.95	2.10	2.60	1.35	1.45	1.55	1.75	1.70	1.95	2.15	1.70	1.85	2.00	2.20	2.25	2.35	WEIGHT (KG)
100% T800-CARBON + SENTEX® RESIN												90% T800-CARBON + SENTEX® RESIN						70% T700-CARBON + SENTEX® RESIN						MATERIAL	
2 YEAR UNCONDITIONAL WARRANTY*												2 YEAR UNCONDITIONAL WARRANTY*						2 YEAR UNCONDITIONAL WARRANTY*						EXTENDED WARRANTY	




GOLD.90



SILVER.70





	POWER.XT 2.0				UNI.XT				IBASE 2.0	
										
MODEL	SLS RDM 36	RDM 36	SDM 28	SDM 42	SLS RDM 36	RDM 36	SDM 28	SDM 42	IBASE+ITENDON	IBASE+JOINT
EXTENSION RANGE	2-36	2-36	2-28	2-42	2-36	2-36	2-28	2-42	—	—
WEIGHT(G)	530	710	670	770	420	800	540	640	260	310
EXTENDED WARRANTY	2 YEAR UNCONDITIONAL WARRANTY				2 YEAR UNCONDITIONAL WARRANTY				2 YEAR UNCONDITIONAL WARRANTY	








# DUOTONE EPX range

TRUE WINDSURFING

CARRY OVER

SAIL EPX




GROM 1.0	GROM 1.5	GROM 2.0	GROM 2.7	GROM 3.5	4.2	4.7	5.4	5.8	6.4	SIZE
98	118	119	129	150	161	169	179	183	192	BOOM MAX (CM)
199	199	260	290	327	389	416	439	451	457	LUFT MAX (CM)
VARIO	VARIO	VARIO	VARIO	VARIO	VARIO	VARIO	FIX	FIX	FIX	VARIO/FIX TOP
1.15	1.30	1.55	1.75	2.20	3.20	3.40	3.60	3.80	4.00	WEIGHT (KG)
EPX.GROM_AL / EPX.25		EPX.25 / EPX.GROM_AL	EPX.25	EPX.25 / BLACK.50						MAST TYPE (BEST/ALT)
RDM / —	RDM / —	RDM / —	RDM / —	RDM / —	RDM / SDM	RDM / SDM	RDM / SDM	RDM / SDM	RDM / SDM	MAST GEO (BEST/ALT)
200 / 230	200 / 230	230 / 260	290 / —	340 / —	400 / 430	400 / 430	430 / —	430 / —	430 / —	MAST LENGTH (BEST/ALT)
CARRY OVER										LAUNCH



EPX.CARBON



EPX.AL



BEND CURVE	NEW SCHOOL	NEW SCHOOL	HYBRID	SLALOM	SLALOM	CLASSIC	CLASSIC	CLASSIC	CLASSIC
LENGTH	140 – 190	150 – 210	160 – 220	175 – 225	190 – 250	XXS (90 – 120)	XS (125 – 165)	S (140 – 185)	M (160 – 210)
WEIGHT	2.05	2.15	2.45	3.20	3.40	1.50	1.80	2.40	2.60
BOOM DIAMETER (MM)	24.5	24.5	27.5	29/30	29/30	25	25	29	29
ADAPTER INCL.	.	.	.	–	–	.	.	.	.
MATERIAL	100% PREPREG-CARBON					–			

EPX.90



EPX.40



EPX.GROM\_AL



RDM	RDM	RDM	SDM	SDM	RDM	RDM	RDM	SDM	SDM	SDM	SDM	SDM	AL.200	AL.200 + AL.TOP I	AL.200 + AL.TOP II	MAST GEO
370	400	430	430	460	230	290	240	370	400	430	430	460	200	260/290	300/330	MAST LENGTH (CM)
1.55	1.65	1.85	1.95	2.10	1.20	1.40	1.60	1.80	2.10	2.40	2.40	2.80	0.85	1.15	1.30	WEIGHT (KG)
90% CARBON					40% CARBON								ALUMINUM			MATERIAL

EPX.XT



EPX.BASE



EPX.BASE



EPX.CUP



EPX.XT RDM 36	EPX.XT SDM 42	EPX.BASE + POWERJOINT	EPX.BASE + TENDON	EPX.CUP RDM	MODEL
2 – 36	2 – 42	–	–	–	EXTENSION RANGE
800	630	280	260	200	WEIGHT (G)





DUOTONE PRO CENTER KOKSIJDE, BELGIUM

# DUOTONE PRO CENTER

## Experience the world of Duotone

**Duotone Pro Center has become a leading name in the world of Windsurfing, consistently setting high standards for exceptional experiences on and off the water. Over the past few years, Duotone Pro Centers have seen remarkable growth, continually expanding to exciting new destinations that cater to Windsurfing enthusiasts worldwide. Each new location offers unparalleled opportunities for riders to explore and enjoy the thrill of Windsurfing in some of the most breathtaking locations on the planet.**

Duotone Pro Centers provide top-notch facilities and services that meet the highest standards in watersports tourism. At Duotone Pro Center, safety is paramount. The team of windsurf instructors is not only well-trained, but also certified, ensuring that customers receive instruction and guidance from knowledgeable professionals who prioritize safety above all else. Whether you're a seasoned windsurfer looking to refine your skills or a novice seeking to learn the ropes, Duotone Pro Center's instructors are equipped to provide an enriching and safe learning environment for all levels of experience.

Duotone Pro Center stands as an excellent example of quality in the Windsurfing world. With top-tier facilities, commitment to safety and customer satisfaction, every windsurfer should consider visiting a Duotone Pro Center for an unforgettable Windsurfing experience. Whether you're seeking adventure, skill enhancement, or simply a good time on the water, Duotone Pro Center has everything you need to make your Windsurfing dreams a reality.

DUOTONE PRO CENTER VIANA, PORTUGAL



### CURRENT DESTINATIONS

#### EUROPE

##### DPC TORBOLE

Windsurfing, Kiteboarding, Wing Foiling & SUP

##### DPC TENERIFE

Windsurfing, Kiteboarding, Wing Foiling,  
Downwind/Pump/SUP/eFoiling, Surfing & SUP

##### DPC SICILY

Windsurfing, Kiteboarding, Wing Foiling & SUP

##### DPC VIANA

Windsurfing, Kiteboarding, Wing Foiling, Surfing & SUP

##### DPC SYLT

Windsurfing, Kiteboarding, Wing Foiling & SUP

##### DPC MYKONOS

Windsurfing, Kiteboarding, Wing Foiling , eFoiling & SUP

### NEWEST ADDITIONS

#### EUROPE

##### DPC LIMNOS NEW

Windsurfing, Kiteboarding, Wing Foiling & SUP

##### DPC KOKSIJDE NEW

Windsurfing, Kiteboarding, Wing Foiling & SUP





# DUOTONE Service

At Duotone Windsurfing, customer service is at the core of everything we do. We value our customers above all else and strive to provide them with exceptional support and assistance every step of the way. As part of our commitment to serving you better, we are excited to announce new service options like the launch of our helpcenter, dedicated to enhancing your experience with us.



# DUOTONE Repair Shop

Join us in our mission to promote sustainability and extend the lifespan of our products! As a leading brand in the water sports sector world wide, we're proud to introduce our Repair Shop Finder.

Committed to minimizing waste, we're offering repair services for damaged items instead of discarding them. As part of our initiative, selected shops will host repair services where you can bring your damaged gear for expert repair. Take responsibility for prolonging the lifecycle of your products by choosing your nearest repair location.



This new “helpcenter” and an extended FAQ section are designed to offer you comprehensive guidance and information, ensuring that you have all the resources you need to make the most of your windsurfing adventures. Whether you’re a distribution, shop, seasoned pro or just starting out, our goal is to empower you with the knowledge and tools to maximize your enjoyment on the water.

At Duotone Windsurfing, we believe that customer satisfaction is paramount, and we are continually striving to innovate and improve our services to better meet your needs. We invite you to explore our service options and take advantage of the wealth of resources available to you. Thank you for choosing Duotone Windsurfing – where your windsurfing experience is our top priority.







**▶ DUOTONE**

PHOTOS: JOHN CARTER, TOMANE PHOTOGRAPHY,  
BAPTISTE DELCROIX, CHRISTALLÈN SCHMITT

DESIGN: 3DELUXE

ALL DATA SUBJECT TO CHANGE  
©DUOTONE WINDSURFING 2024  
WWW.DUOTONESPORTS.COM

FOLLOW US ON   

**SAVE OUR  PLAYGROUNDS**

**▶ DUOTONE**  
ACADEMY



